

The Comprehensive L^AT_EX Symbol List

Scott Pakin <scott+cls1@pakin.org>*

22 September 2005

Abstract

This document lists 3300 symbols and the corresponding L^AT_EX commands that produce them. Some of these symbols are guaranteed to be available in every L^AT_EX 2_ε system; others require fonts and packages that may not accompany a given distribution and that therefore need to be installed. All of the fonts and packages used to prepare this document—as well as this document itself—are freely available from the Comprehensive T_EX Archive Network (<http://www.ctan.org/>).

Contents

1	Introduction	7
1.1	Document Usage	7
1.2	Frequently Requested Symbols	7
2	Body-text symbols	8
Table 1:	L ^A T _E X 2 _ε Escapable “Special” Characters	8
Table 2:	Predefined L ^A T _E X 2 _ε Text-mode Commands	8
Table 3:	L ^A T _E X 2 _ε Commands Defined to Work in Both Math and Text Mode	8
Table 4:	\mathcal{AMS} Commands Defined to Work in Both Math and Text Mode	9
Table 5:	Non-ASCII Letters (Excluding Accented Letters)	9
Table 6:	Letters Used to Typeset African Languages	9
Table 7:	Letters Used to Typeset Vietnamese	9
Table 8:	Punctuation Marks Not Found in OT1	9
Table 9:	pifont Decorative Punctuation Marks	10
Table 10:	tipa Phonetic Symbols	10
Table 11:	tipx Phonetic Symbols	11
Table 13:	wsuipa Phonetic Symbols	12
Table 14:	wasysym Phonetic Symbols	12
Table 15:	phonetic Phonetic Symbols	12
Table 16:	t4phonet Phonetic Symbols	13
Table 17:	semtrans Transliteration Symbols	13
Table 18:	Text-mode Accents	13
Table 19:	tipa Text-mode Accents	14
Table 20:	extraipa Text-mode Accents	15
Table 21:	wsuipa Text-mode Accents	15
Table 22:	phonetic Text-mode Accents	16
Table 23:	metre Text-mode Accents	16
Table 24:	t4phonet Text-mode Accents	16
Table 25:	arcs Text-mode Accents	16
Table 26:	semtrans Accents	17
Table 27:	wsuipa Diacritics	17

*The original version of this document was written by David Carlisle, with several additional tables provided by Alexander Holt. See Section 7.6 on page 82 for more information about who did what.

Table 28:	textcomp Diacritics	17
Table 29:	textcomp Currency Symbols	17
Table 30:	marvosym Currency Symbols	18
Table 31:	wasysym Currency Symbols	18
Table 32:	eurosym Euro Signs	18
Table 33:	textcomp Legal Symbols	18
Table 34:	ccllicenses Creative Commons License Icons	18
Table 35:	textcomp Old-style Numerals	19
Table 36:	Miscellaneous textcomp Symbols	19
Table 37:	Miscellaneous wasysym Text-mode Symbols	19

3 Mathematical symbols 20

Table 38:	Math-Mode Versions of Text Symbols	20
Table 39:	Binary Operators	20
Table 40:	\mathcal{AMS} Binary Operators	21
Table 41:	stmaryrd Binary Operators	21
Table 42:	wasysym Binary Operators	21
Table 43:	txfonts/pxfonts Binary Operators	21
Table 44:	mathabx Binary Operators	22
Table 45:	ulsy Geometric Binary Operators	22
Table 46:	mathabx Geometric Binary Operators	22
Table 47:	Variable-sized Math Operators	23
Table 48:	\mathcal{AMS} Variable-sized Math Operators	23
Table 49:	stmaryrd Variable-sized Math Operators	23
Table 50:	wasysym Variable-sized Math Operators	23
Table 51:	mathabx Variable-sized Math Operators	24
Table 52:	txfonts/pxfonts Variable-sized Math Operators	25
Table 53:	esint Variable-sized Math Operators	26
Table 54:	Binary Relations	26
Table 55:	\mathcal{AMS} Binary Relations	26
Table 56:	\mathcal{AMS} Negated Binary Relations	27
Table 57:	stmaryrd Binary Relations	27
Table 58:	wasysym Binary Relations	27
Table 59:	txfonts/pxfonts Binary Relations	27
Table 60:	txfonts/pxfonts Negated Binary Relations	28
Table 61:	mathabx Binary Relations	28
Table 62:	mathabx Negated Binary Relations	28
Table 63:	trsym Binary Relations	29
Table 64:	trfsigns Binary Relations	29
Table 65:	Subset and Superset Relations	29
Table 66:	\mathcal{AMS} Subset and Superset Relations	29
Table 67:	stmaryrd Subset and Superset Relations	29
Table 68:	wasysym Subset and Superset Relations	29
Table 69:	txfonts/pxfonts Subset and Superset Relations	29
Table 70:	mathabx Subset and Superset Relations	30
Table 71:	Inequalities	30
Table 72:	\mathcal{AMS} Inequalities	30
Table 73:	wasysym Inequalities	30
Table 74:	txfonts/pxfonts Inequalities	30
Table 75:	mathabx Inequalities	31
Table 76:	\mathcal{AMS} Triangle Relations	31
Table 77:	stmaryrd Triangle Relations	31
Table 78:	mathabx Triangle Relations	31
Table 79:	Arrows	32

Table 80:	Harpoons	32
Table 81:	textcomp Text-mode Arrows	32
Table 82:	\mathcal{AMS} Arrows	32
Table 83:	\mathcal{AMS} Negated Arrows	32
Table 84:	\mathcal{AMS} Harpoons	33
Table 85:	stmaryrd Arrows	33
Table 86:	txfonts/pxfonts Arrows	33
Table 87:	mathabx Arrows	33
Table 88:	mathabx Negated Arrows	33
Table 89:	mathabx Harpoons	34
Table 90:	chemarrow Arrows	34
Table 91:	ulsy Contradiction Symbols	34
Table 92:	Extension Characters	34
Table 93:	stmaryrd Extension Characters	34
Table 94:	txfonts/pxfonts Extension Characters	34
Table 95:	mathabx Extension Characters	34
Table 96:	Log-like Symbols	35
Table 97:	\mathcal{AMS} Log-like Symbols	35
Table 98:	Greek Letters	35
Table 99:	\mathcal{AMS} Greek Letters	35
Table 100:	txfonts/pxfonts Upright Greek Letters	36
Table 101:	upgreek Upright Greek Letters	36
Table 102:	txfonts/pxfonts Variant Latin Letters	36
Table 103:	\mathcal{AMS} Hebrew Letters	36
Table 104:	Letter-like Symbols	36
Table 105:	\mathcal{AMS} Letter-like Symbols	37
Table 106:	txfonts/pxfonts Letter-like Symbols	37
Table 107:	mathabx Letter-like Symbols	37
Table 108:	trfsigns Letter-like Symbols	37
Table 109:	\mathcal{AMS} Delimiters	37
Table 110:	stmaryrd Delimiters	37
Table 111:	mathabx Delimiters	37
Table 112:	nath Delimiters	38
Table 113:	Variable-sized Delimiters	38
Table 114:	Large, Variable-sized Delimiters	38
Table 115:	\mathcal{AMS} Variable-sized Delimiters	39
Table 116:	stmaryrd Variable-sized Delimiters	39
Table 117:	mathabx Variable-sized Delimiters	39
Table 118:	nath Variable-sized Delimiters (Double)	39
Table 119:	nath Variable-sized Delimiters (Triple)	40
Table 120:	textcomp Text-mode Delimiters	40
Table 121:	metre Text-mode Delimiters	40
Table 122:	Math-mode Accents	40
Table 123:	\mathcal{AMS} Math-mode Accents	40
Table 124:	yhmath Math-mode Accents	41
Table 125:	trfsigns Math-mode Accents	41
Table 126:	Extensible Accents	41
Table 127:	overrightarrow Extensible Accents	41
Table 128:	yhmath Extensible Accents	42
Table 129:	\mathcal{AMS} Extensible Accents	42
Table 130:	empheq Extensible Accents	42
Table 131:	chemarr Extensible Accents	42
Table 132:	chemarrow Extensible Accents	43
Table 133:	mathabx Extensible Accents	43

Table 134:	esvect Extensible Accents	43
Table 135:	undertilde Extensible Accents	44
Table 136:	extrarrows Extensible Accents	44
Table 137:	holtpolt Non-commutative Division Symbols	44
Table 138:	Dots	44
Table 139:	\mathcal{AMS} Dots	45
Table 140:	mathdots Dots	45
Table 141:	yhmath Dots	45
Table 142:	mathcomp Math Symbols	45
Table 143:	mathabx Mayan Digits	45
Table 144:	marvosym Math Symbols	45
Table 145:	Miscellaneous L ^A T _E X 2 _ε Math Symbols	46
Table 146:	Miscellaneous \mathcal{AMS} Math Symbols	46
Table 147:	Miscellaneous wasysym Math Symbols	46
Table 148:	Miscellaneous txfonts/pxfonts Math Symbols	46
Table 149:	Miscellaneous mathabx Math Symbols	46
Table 150:	Miscellaneous textcomp Text-mode Math Symbols	47
Table 151:	Math Alphabets	48
4	Science and technology symbols	49
Table 152:	gensymb Symbols Defined to Work in Both Math and Text Mode	49
Table 153:	wasysym Electrical and Physical Symbols	49
Table 154:	ifsym Pulse Diagram Symbols	49
Table 155:	ar Aspect Ratio Symbol	49
Table 156:	textcomp Text-mode Science and Engineering Symbols	49
Table 157:	wasysym Astronomical Symbols	50
Table 158:	marvosym Astronomical Symbols	50
Table 159:	mathabx Astronomical Symbols	50
Table 160:	wasysym Astrological Symbols	50
Table 161:	marvosym Astrological Symbols	50
Table 162:	mathabx Astrological Symbols	50
Table 163:	wasysym APL Symbols	51
Table 164:	wasysym APL Modifiers	51
Table 165:	marvosym Computer Hardware Symbols	51
Table 166:	ascii Control Characters (IBM)	51
Table 167:	marvosym Communication Symbols	51
Table 168:	marvosym Engineering Symbols	52
Table 169:	wasysym Biological Symbols	52
Table 170:	marvosym Biological Symbols	52
Table 171:	marvosym Safety-related Symbols	52
5	Dingbats	53
Table 172:	bbding Arrows	53
Table 173:	pifont Arrows	53
Table 174:	marvosym Scissors	53
Table 175:	bbding Scissors	53
Table 176:	pifont Scissors	53
Table 177:	dingbat Pencils	54
Table 178:	bbding Pencils and Nibs	54
Table 179:	pifont Pencils and Nibs	54
Table 180:	dingbat Hands	54
Table 181:	bbding Hands	54
Table 182:	pifont Hands	54
Table 183:	bbding Crosses and Plusses	54

Table 184: pifont Crosses and Plusses	55
Table 185: bbding Xs and Check Marks	55
Table 186: pifont Xs and Check Marks	55
Table 187: wasysym Xs and Check Marks	55
Table 188: pifont Circled Numbers	55
Table 189: wasysym Stars	55
Table 190: bbding Stars, Flowers, and Similar Shapes	56
Table 191: pifont Stars, Flowers, and Similar Shapes	56
Table 192: wasysym Geometric Shapes	56
Table 193: ifsym Geometric Shapes	57
Table 194: bbding Geometric Shapes	57
Table 195: pifont Geometric Shapes	58
Table 196: universa Geometric Shapes	58
Table 197: manfnt Dangerous Bend Symbols	58
Table 198: skull Symbols	58
Table 199: Non-Mathematical mathabx Symbols	58
Table 200: marvosym Information Symbols	58
Table 201: Miscellaneous dingbat Dingbats	58
Table 202: Miscellaneous bbding Dingbats	59
Table 203: Miscellaneous pifont Dingbats	59
6 Other symbols	60
Table 204: textcomp Genealogical Symbols	60
Table 205: wasysym General Symbols	60
Table 206: wasysym Circles	60
Table 207: wasysym Musical Symbols	60
Table 208: harmony Musical Symbols	60
Table 209: harmony Musical Accents	61
Table 210: Miscellaneous manfnt Symbols	61
Table 211: marvosym Navigation Symbols	61
Table 212: marvosym Laundry Symbols	62
Table 213: Other marvosym Symbols	62
Table 214: Miscellaneous universa Symbols	62
Table 215: ifsym Weather Symbols	62
Table 216: ifsym Alpine Symbols	63
Table 217: ifsym Clocks	63
Table 218: Other ifsym Symbols	63
Table 219: skak Chess Informator Symbols	64
Table 220: metre Metrical Symbols	64
Table 221: metre Small and Large Metrical Symbols	64
Table 222: phaistos Symbols from the Phaistos Disk	65
Table 223: protosem Proto-Semitic Characters	65
Table 224: hieroglf Hieroglyphics	66
Table 225: dictsym Dictionary Symbols	66
7 Additional Information	67
7.1 Symbol Name Clashes	67
7.2 Where can I find the symbol for ... ?	67
7.3 Math-mode spacing	77
7.4 Bold mathematical symbols	78
7.5 ASCII and Latin 1 quick reference	79
7.6 About this document	82
7.7 Copyright and license	83

References

83

Index

86

1 Introduction

Welcome to the Comprehensive L^AT_EX Symbol List! This document strives to be your primary source of L^AT_EX symbol information: font samples, L^AT_EX commands, packages, usage details, caveats—everything needed to put thousands of different symbols at your disposal. All of the fonts covered herein meet the following criteria:

1. They are freely available from the Comprehensive T_EX Archive Network (<http://www.ctan.org>).
2. All of their symbols have L^AT_EX 2_ε bindings. That is, a user should be able to access a symbol by name, not just by `\char<number>`.

These are not particularly limiting criteria; the Comprehensive L^AT_EX Symbol List contains samples of 3300 symbols—quite a large number. Some of these symbols are guaranteed to be available in every L^AT_EX 2_ε system; others require fonts and packages that may not accompany a given distribution and that therefore need to be installed. See <http://www.tex.ac.uk/cgi-bin/texfaq2html?label=instpackages+wherefiles> for help with installing new fonts and packages.

1.1 Document Usage

Each section of this document contains a number of font tables. Each table shows a set of symbols, with the corresponding L^AT_EX command to the right of each symbol. A table’s caption indicates what package needs to be loaded in order to access that table’s symbols. For example, the symbols in Table 35, “textcomp Old-Style Numerals”, are made available by putting “`\usepackage{textcomp}`” in your document’s preamble. “**AMS**” means to use the **AMS** packages, viz. `amssymb` and/or `amsmath`. Notes below a table provide additional information about some or all the symbols in that table.

One note that appears a few times in this document, particularly in Section 2, indicates that certain symbols do not exist in the OT1 font encoding (Donald Knuth’s original, 7-bit font encoding, which is the default font encoding for L^AT_EX) and that you should use `fontenc` to select a different encoding, such as T1 (a common 8-bit font encoding). That means that you should put “`\usepackage[<encoding>]{fontenc}`” in your document’s preamble, where `<encoding>` is, e.g., T1 or LY1. To limit the change in font encoding to the current group, use “`\fontencoding{<encoding>}\selectfont`”.

Section 7 contains some additional information about the symbols in this document. It shows which symbol names are not unique across packages, gives examples of how to create new symbols out of existing symbols, explains how symbols are spaced in math mode, presents a L^AT_EX ASCII and Latin 1 tables, and provides some information about this document itself. The Comprehensive L^AT_EX Symbol List ends with an index of all the symbols in the document and various additional useful terms.

1.2 Frequently Requested Symbols

There are a number of symbols that are requested over and over again on `comp.text.tex`. If you’re looking for such a symbol the following list will help you find it quickly.

␣, as in “Spaces_are_significant.”	8	⩷ and ⩸	30
í, ì, î, î̄, etc. (versus í, ì, î̄, and î̂)	13	∴	45
¢	17	°, as in “180°” or “15°C”	47
€	18	\mathcal{L} , \mathcal{F} , etc.	48
©, ®, and ™	18	\mathbb{N} , \mathbb{Z} , \mathbb{R} , etc.	48
‰	19	f	71
ff	25	á, è, etc. (i.e., several accents per character)	72
∴	26	<, >, and (instead of j, l, and —)	80
:= and ::=	27	^ and ~ (or ~)	80

2 Body-text symbols

This section lists symbols that are intended for use in running text, such as punctuation marks, accents, ligatures, and currency symbols.

TABLE 1: L^AT_EX 2_ε Escapable “Special” Characters

\$ \ \$ % \ % - \ _ * } \ } & \ & # \ # { \ {

* The `underscore` package redefines “_” to produce an underscore in text mode (i.e., it makes it unnecessary to escape the underscore character).

TABLE 2: Predefined L^AT_EX 2_ε Text-mode Commands

^	\textasciicircum	<	\textless
~	\textasciitilde	ª	\textordfeminine
*	\textasteriskcentered	º	\textordmasculine
\	\textbackslash	¶	\textparagraph*
	\textbar	·	\textperiodcentered
{	\textbraceleft*	¿	\textquestiondown
}	\textbraceright*	“	\textquotedblleft
•	\textbullet	”	\textquotedblright
©	\textcopyright*	‘	\textquoteleft
†	\textdagger*	,	\textquoteright
‡	\textdaggerdbl*	®	\textregistered
\$	\textdollar*	§	\textsection*
...	\textellipsis*	£	\textsterling*
—	\textendash	™	\texttrademark
-	\textendash	-	\textunderscore*
¡	\textexclamdown	˘	\textvisiblespace
>	\textgreater		

Where two symbols are present, the left one is the “faked” symbol that L^AT_EX 2_ε provides by default, and the right one is the “true” symbol that `textcomp` makes available.

* It’s generally preferable to use the corresponding symbol from Table 3 because the symbols in that table work properly in both text mode and math mode.

TABLE 3: L^AT_EX 2_ε Commands Defined to Work in Both Math and Text Mode

\$	\ \$	-	\ _	‡	\ ddag	{	\ {
¶	\ P	©	\ copyright	...	\ dots	}	\ }
§	\ S	†	\ dag	£	\ pounds		

Where two symbols are present, the left one is the “faked” symbol that L^AT_EX 2_ε provides by default, and the right one is the “true” symbol that `textcomp` makes available.

TABLE 4: \mathcal{AMS} Commands Defined to Work in Both Math and Text Mode

✓ `\checkmark` Ⓜ `\circledR` ✕ `\maltese`

TABLE 5: Non-ASCII Letters (Excluding Accented Letters)

ǎ	<code>\aa</code>	Đ	<code>\DH*</code>	Ł	<code>\L</code>	ø	<code>\o</code>	ß	<code>\ss</code>
Å	<code>\AA</code>	đ	<code>\dh*</code>	ł	<code>\l</code>	Ø	<code>\O</code>	Š	<code>\SS</code>
Æ	<code>\AE</code>	Đ	<code>\DJ*</code>	Ń	<code>\NG*</code>	Œ	<code>\OE</code>	Þ	<code>\TH*</code>
æ	<code>\ae</code>	đ	<code>\dj*</code>	ń	<code>\ng*</code>	œ	<code>\oe</code>	þ	<code>\th*</code>

* Not available in the OT1 font encoding. Use the `fontenc` package to select an alternate font encoding, such as T1.

TABLE 6: Letters Used to Typeset African Languages

Đ	<code>\B{D}</code>	ċ	<code>\m{c}</code>	f	<code>\m{f}</code>	ƙ	<code>\m{k}</code>	ƚ	<code>\M{t}</code>	Ʒ	<code>\m{Z}</code>
đ	<code>\B{d}</code>	Ɖ	<code>\m{D}</code>	F	<code>\m{F}</code>	Ɗ	<code>\m{N}</code>	Ƨ	<code>\M{T}</code>	Ǝ	<code>\T{E}</code>
H	<code>\B{H}</code>	ɔ̣	<code>\M{d}</code>	Ƴ	<code>\m{G}</code>	ɲ	<code>\m{n}</code>	ƥ	<code>\m{t}</code>	ɛ̣	<code>\T{e}</code>
h	<code>\B{h}</code>	Ɖ	<code>\M{D}</code>	Ʒ	<code>\m{g}</code>	ɔ̣	<code>\m{o}</code>	Ƨ	<code>\m{T}</code>	Ǝ̄	<code>\T{O}</code>
t	<code>\B{t}</code>	ɔ̣	<code>\m{d}</code>	ɪ	<code>\m{i}</code>	Ɔ	<code>\m{O}</code>	Ƶ	<code>\m{u}</code> *	ɔ̣̄	<code>\T{o}</code>
T	<code>\B{T}</code>	Ǝ	<code>\m{E}</code>	ɪ	<code>\m{i}</code>	Ɔ	<code>\m{P}</code>	ƶ	<code>\m{U}</code> *		
ɓ	<code>\m{b}</code>	ɛ̣	<code>\m{e}</code>	Ɔ	<code>\m{J}</code>	Ɔ	<code>\m{p}</code>	ƶ	<code>\m{Y}</code>		
Ɓ	<code>\m{B}</code>	Ǝ	<code>\M{E}</code>	ɲ	<code>\m{j}</code>	Ɔ	<code>\m{s}</code>	ƶ	<code>\m{y}</code>		
Ƈ	<code>\m{C}</code>	ɔ̣	<code>\M{e}</code>	Ɔ	<code>\m{K}</code>	Ɔ	<code>\m{S}</code>	ƶ	<code>\m{z}</code>		

These characters all need the T4 font encoding, which is provided by the `fc` package.

* `\m{v}` and `\m{V}` are synonyms for `\m{u}` and `\m{U}`.

TABLE 7: Letters Used to Typeset Vietnamese

Ō `\OHORN` ơ `\ohorn` Ū `\UHORN` ư `\uhorn`

These characters all need the T5 font encoding, which is provided by the `vntex` package.

TABLE 8: Punctuation Marks Not Found in OT1

«	<code>\guillemotleft</code>	<	<code>\guilsinglleft</code>	„	<code>\quotedblbase</code>	"	<code>\textquotedbl</code>
»	<code>\guillemotright</code>	>	<code>\guilsinglright</code>	,	<code>\quotesinglbase</code>		

To get these symbols, use the `fontenc` package to select an alternate font encoding, such as T1.

TABLE 9: pifont Decorative Punctuation Marks

‘	<code>\ding{123}</code>	“	<code>\ding{125}</code>	¶	<code>\ding{161}</code>	•	<code>\ding{163}</code>
’	<code>\ding{124}</code>	”	<code>\ding{126}</code>	¶	<code>\ding{162}</code>		

TABLE 10: tipa Phonetic Symbols

ɤ	<code>\textbabygamma</code>	ʔ	<code>\textglotstop</code>	ŋ	<code>\textrightn</code>
ɸ	<code>\textbarb</code>	˙	<code>\texthalflength</code>	ɹ	<code>\textrightl</code>
ε	<code>\textbarc</code>	ɸ	<code>\texthardsign</code>	ʂ	<code>\textrightails</code>
ɸ	<code>\textbard</code>	˘	<code>\texthooktop</code>	ɹ	<code>\textrightailt</code>
ɸ	<code>\textbardotlessj</code>	ɸ	<code>\texthtb</code>	ɹ	<code>\textrightailz</code>
ɸ	<code>\textbarg</code>	f	<code>\texthtbardotlessj</code>	˘	<code>\textrighthook</code>
ʔ	<code>\textbarglotstop</code>	ç	<code>\texthtc</code>	A	<code>\textasca</code>
i	<code>\textbari</code>	d	<code>\texthtd</code>	B	<code>\textscb</code>
l	<code>\textbarl</code>	g	<code>\texthtg</code>	E	<code>\textsce</code>
ø	<code>\textbaro</code>	h	<code>\texthth</code>	G	<code>\textscg</code>
ɸ	<code>\textbarrevglotstop</code>	h	<code>\texththeng</code>	H	<code>\textsch</code>
u	<code>\textbaru</code>	k	<code>\texthtk</code>	ə	<code>\textschwa</code>
l	<code>\textbeltl</code>	β	<code>\texthtp</code>	I	<code>\textsci</code>
β	<code>\textbeta</code>	q	<code>\texthtq</code>	J	<code>\textscj</code>
⊙	<code>\textbullseye</code>	q	<code>\texthttrtaild</code>	L	<code>\textsccl</code>
˘	<code>\textceltpal</code>	ç	<code>\texthtscg</code>	N	<code>\textscn</code>
χ	<code>\textchi</code>	f	<code>\texthtt</code>	œ	<code>\textscœlig</code>
ε	<code>\textcloseepsilon</code>	lv	<code>\texthvlig</code>	Ω	<code>\textscomega</code>
ω	<code>\textcloseomega</code>	ɸ	<code>\textinvglotstop</code>	R	<code>\textscr</code>
ε	<code>\textcloserevepsilon</code>	ɸ	<code>\textinvscr</code>	ɑ	<code>\textscripta</code>
z	<code>\textcommatailz</code>	ι	<code>\textiota</code>	g	<code>\textscriptg</code>
˘	<code>\textcorner</code>	λ	<code>\textlambda</code>	v	<code>\textscriptv</code>
b	<code>\textcrb</code>	:	<code>\textlengthmark</code>	U	<code>\textscu</code>
d	<code>\textcrd</code>	ɸ	<code>\textlhookt</code>	Y	<code>\textscy</code>
g	<code>\textcrg</code>	l	<code>\textlhtlongi</code>	˘	<code>\textsecstress</code>
h	<code>\textcrh</code>	q	<code>\textlhtlongy</code>	ɸ	<code>\textsoftsign</code>
ɸ	<code>\textcrinvglotstop</code>	ɹ	<code>\textlonglegr</code>	ɸ	<code>\textstretchc</code>
λ	<code>\textcrlambda</code>	<	<code>\textlptr</code>	ɸ	<code>\textttctclig</code>
z	<code>\textcrtwo</code>	ŋ	<code>\textltailm</code>	ɸ	<code>\texttteshlig</code>
c	<code>\textctc</code>	ɹ	<code>\textltailn</code>	θ	<code>\textttheta</code>
d	<code>\textctd</code>	l	<code>\textltilde</code>	ɸ	<code>\textthorn</code>
dʒ	<code>\textctdctzlig</code>	ɸ	<code>\textlyoghlig</code>	l	<code>\texttoneletterstem</code>
ɸ	<code>\textctesh</code>	ɸ	<code>\text0bardotlessj</code>	ts	<code>\textttslig</code>
j	<code>\textctj</code>	ɸ	<code>\text0lyoghlig</code>	e	<code>\textturna</code>
n	<code>\textctn</code>	ω	<code>\textomega</code>	œ	<code>\textturncelig</code>
t	<code>\textctt</code>	˘	<code>\textopencorner</code>	ɸ	<code>\textturnh</code>
ɸ	<code>\textcttctclig</code>	ɸ	<code>\textopeno</code>	ɸ	<code>\textturnk</code>
ɸ	<code>\textctyogh</code>	˘	<code>\textpalhook</code>	I	<code>\textturnlonglegr</code>
z	<code>\textctz</code>	ϕ	<code>\textphi</code>	u	<code>\textturnm</code>

(continued on next page)

(continued from previous page)

⌘	<code>\textdctzlig</code>		<code>\textpipe</code>	u	<code>\textturnmrlg</code>
ƒ	<code>\textdoublebaresh</code>	'	<code>\textprimstress</code>	ı	<code>\textturnr</code>
‡	<code>\textdoublebarpipe</code>	ʔ	<code>\textraiseglotstop</code>	ı̣	<code>\textturnrrtail</code>
≠	<code>\textdoublebarslash</code>	ɿ	<code>\textraiseviby</code>	ɒ	<code>\textturnscripta</code>
	<code>\textdoublepipe</code>	ʁ	<code>\textramshorns</code>	ɹ	<code>\textturnt</code>
	<code>\textdoublevertline</code>	ˆ	<code>\textrevapostrophe</code>	Λ	<code>\textturnv</code>
↓	<code>\textdownstep</code>	ə	<code>\textreve</code>	Ⓜ	<code>\textturnw</code>
ɔ̥	<code>\textdyoghlig</code>	ɜ	<code>\textrevepsilon</code>	ʌ	<code>\textturny</code>
ɔ̧	<code>\textdzlig</code>	ɿ	<code>\textrevglotstop</code>	υ	<code>\textupsilon</code>
ε	<code>\textepsilon</code>	ɛ	<code>\textrevyogh</code>	↑	<code>\textupstep</code>
ƒ	<code>\textesh</code>	ɜ̥	<code>\textrhookrevepsilon</code>		<code>\textvertline</code>
r	<code>\textfishhookr</code>	ɞ̥	<code>\textrhookschwa</code>	ɿ	<code>\textviby</code>
g	<code>\textg</code>	˘	<code>\textrhoticity</code>	ɿ	<code>\textvibyy</code>
γ	<code>\textgamma</code>	>	<code>\textrptr</code>	p	<code>\textwynn</code>
↘	<code>\textglobfall</code>	ɔ̧	<code>\textrtaild</code>	ɜ	<code>\textyogh</code>
↗	<code>\textglobrise</code>	ɿ	<code>\textrtaill</code>		

`tipa` defines shortcut characters for many of the above. It also defines a command `\tone` for denoting tone letters (pitches). See the `tipa` documentation for more information.

TABLE 11: `tipx` Phonetic Symbols

æ	<code>\textaoilig</code>	ƒ	<code>\texthtbardotlessjvar</code>	ɿ	<code>\textrthooklong</code>
ɜ̥	<code>\textbenttailyogh</code>	ω	<code>\textinomega</code>	Ⓜ	<code>\textascaolig</code>
γ	<code>\textbktailgamma</code>	ν	<code>\textinvsca</code>	Δ	<code>\textscdelta</code>
ɔ̧	<code>\textctinvglotstop</code>	σ	<code>\textinvscripsta</code>	F	<code>\textscf</code>
j	<code>\textctjvar</code>	ɿ	<code>\textlfishhookrlig</code>	K	<code>\textscsk</code>
ɔ̧	<code>\textctstretchc</code>	ɹ	<code>\textlhookfour</code>	M	<code>\textscm</code>
ɔ̧	<code>\textctstretchcvar</code>	p	<code>\textlhookp</code>	P	<code>\textscp</code>
ɹ	<code>\textctturnt</code>	ɿ	<code>\textlhti</code>	Q	<code>\textscq</code>
ɔ̧	<code>\textdblign</code>	ɿ	<code>\textlooptoprevesh</code>	←	<code>\textspleftarrow</code>
‡	<code>\textdoublebarpipevar</code>	η	<code>\textnrleg</code>	C	<code>\textstretchcvar</code>
	<code>\textdoublepipevar</code>	⊙	<code>\textObullseye</code>	↔	<code>\textsubdoublearrow</code>
↓	<code>\textdownfullarrow</code>	ɿ	<code>\textpalhooklong</code>	→	<code>\textsubbrightarrow</code>
♀	<code>\textfemale</code>	ɿ	<code>\textpalhookvar</code>	ɿ	<code>\textthornvari</code>
n	<code>\textfrbarn</code>		<code>\textpipevar</code>	ɿ	<code>\textthornvarii</code>
ɔ̧	<code>\textfrhookd</code>	ϕ	<code>\textqplig</code>	ɿ	<code>\textthornvariii</code>
ɔ̧	<code>\textfrhookdvar</code>	◻	<code>\textrectangle</code>	ɿ	<code>\textthornvariv</code>
ɔ̧	<code>\textfrhookt</code>	↵	<code>\textretractingvar</code>	ɔ̧	<code>\textturnglotstop</code>
γ	<code>\textfrtailgamma</code>	ı	<code>\textrevscl</code>	ɿ	<code>\textturnsck</code>
ʔ	<code>\textglotstopvari</code>	ɿ	<code>\textrevscr</code>	ɿ	<code>\textturnscu</code>
ʔ	<code>\textglotstopvarii</code>	ɿ	<code>\textrhooka</code>	ɛ	<code>\textturnthree</code>
ʔ	<code>\textglotstopvariii</code>	ɿ	<code>\textrhooke</code>	ɔ̧	<code>\textturntwo</code>
γ	<code>\textgrgamma</code>	ε̥	<code>\textrhookepsilon</code>	♀	<code>\textuncrfemale</code>
h	<code>\textheng</code>	ɔ̧	<code>\textrhookopeno</code>	↑	<code>\textupfullarrow</code>
h	<code>\texthmlig</code>	ɿ	<code>\textrtaillth</code>		

TABLE 13: wsuipa Phonetic Symbols

ɤ	\babygamma	ŋ	\eng	ŋ	\labdentalnas	ə	\schwa
ɸ	\barb	ɶ	\er	ɬ	\latfric	ɪ	\sci
ɸ̄	\bard	ʃ	\esh	ɥ	\legm	N	\scn
ɪ	\bari	ð	\eth	ɾ	\legr	R	\scr
ɬ	\barl	ɾ	\flapr	ɮ	\lz	ɑ	\scripta
ə	\baro	ʔ	\glotstop	α	\nialpha	ɡ	\scriptg
ɸ̄	\barp	β	\hookb	β	\nibeta	ʊ	\scriptv
ɬ̄	\barsci	ɸ	\hookd	χ	\nich	U	\scu
ɸ̄	\barscu	ɸ	\hookg	ε	\niepsilon	Y	\scy
ɸ̄	\baru	ɦ	\hookh	γ	\nigamma	ʃ	\slashb
⊙	\clickb	ɦ̄	\hookheng	ι	\niiota	∅	\slashc
⊙	\clickc	ʒ	\hookrepsilon	λ	\nilambda	∅̄	\slashd
ɬ̄	\clickt	ɦ̄	\hv	ω	\niomega	∅̄	\slashu
ω	\closedniomega	ɐ	\inva	φ	\niphi	ɔ̄	\taild
ɔ̄	\closedrepsilon	ɟ	\invf	σ	\nisigma	ɔ̄	\tailinvr
ɸ̄	\crossb	ɔ̄	\invglotstop	θ	\nitheta	ɔ̄	\taill
ɸ̄	\crossd	ɥ	\invh	ʊ	\niupsilon	ɳ	\tailn
ɦ̄	\crossh	ɩ	\invlegr	ɲ	\nj	ɾ	\tailr
λ	\crossnilambda	ɯ	\invm	∞	\oo	§	\tails
ɸ̄	\curlyc	ɩ	\invr	ɔ̄	\openo	ɔ̄	\tailt
ɸ̄	\curlyesh	ɸ	\invscr	ə	\reve	ɔ̄	\tailz
ɸ̄	\curlyyogh	ɔ̄	\invscripta	ɾ	\rereject	ɸ̄	\tesh
ɸ̄	\curlyz	Λ	\invv	ɔ̄	\repsilon	ɸ̄	\thorn
ɬ̄	\dlbari	ɸ̄	\invw	ɸ̄	\revglotstop	ɬ̄	\tildel
ɸ̄	\dz	ɸ̄	\invy	D	\scd	ɔ̄	\yogh
ɸ̄	\ejective	ɸ̄	\ipagamma	G	\scg		

TABLE 14: wasysym Phonetic Symbols

D	\DH	ð	\dh	ɔ̄	\openo
ɸ̄	\Thorn	ə	\inve	ɸ̄	\thorn

TABLE 15: phonetic Phonetic Symbols

ɟ	\barj	ɾ	\flap	ɪ	\ibar	ɔ̄	\rotvara	ɪ	\vari
λ	\barlambd	ʔ	\glottal	ɔ̄	\openo	ɸ̄	\rotw	ω	\varomega
ŋ	\emgma	ɸ̄	\hausab	ɦ̄	\planck	ɸ̄	\roty	ɔ̄	\varopeno
ŋ	\engma	β	\hausab	Λ	\pwedge	ə	\schwa	v	\vod
ɲ	\enya	ɸ̄	\hausad	ɔ̄	\revD	ɸ̄	\thorn	ɦ̄	\voicedh
ε	\epsi	ɔ̄	\hausad	ɩ	\riota	ɸ̄	\ubar	ɔ̄	\yogh
ʃ	\esh	ɸ̄	\hausak	ɯ	\rotm	ɥ	\udesc		
ð	\eth	ɸ̄	\hausak	ʊ	\rotOmega	ɑ	\vara		
ɦ̄	\fj	ɸ̄	\hookd	ɩ	\rotr	ɡ	\varg		

TABLE 16: t4phonet Phonetic Symbols

đ	<code>\textcrd</code>	d'	<code>\texthtd</code>		<code>\textpipe</code>
h	<code>\textcrh</code>	k	<code>\texthtk</code>	ɔ	<code>\textrtaild</code>
ε	<code>\textepsilon</code>	ɸ	<code>\texthtp</code>	t	<code>\textrtailt</code>
ʃ	<code>\textesh</code>	f	<code>\texthtt</code>	d	<code>\textschwa</code>
fj	<code>\textfjlig</code>	ι	<code>\textiota</code>	ʃ	<code>\textscriptv</code>
β	<code>\texthtb</code>	ɲ	<code>\textltailn</code>	ʧ	<code>\texttेशlig</code>
ç	<code>\texthtc</code>	ɔ	<code>\textopeno</code>	ʒ	<code>\textyogh</code>

The idea behind the t4phonet package’s phonetic symbols is to provide an interface to some of the characters in the T4 font encoding (Table 6 on page 9) but using the same names as the tipa characters presented in Table 10 on page 10.

TABLE 17: semtrans Transliteration Symbols

›	<code>\Alif</code>	◁	<code>\Ayn</code>
---	--------------------	---	-------------------

TABLE 18: Text-mode Accents

Ää	<code>\" {A} \ " {a}</code>	Àà	<code>\ ' {A} \ ' {a}</code>	Ạạ	<code>\d {A} \d {a}</code>	Ảả	<code>\r {A} \r {a}</code>
Áá	<code>\ ' {A} \ ' {a}</code>	Ảả	<code>\ {A} \ {a} ‡</code>	Ăă	<code>\G {A} \G {a} ‡</code>	Ââ	<code>\t {A} \t {a}</code>
Ââ	<code>\. {A} \. {a}</code>	Ãã	<code>\ ~ {A} \ ~ {a}</code>	Ảả	<code>\h {A} \h {a} §</code>	Ăă	<code>\u {A} \u {a}</code>
Ăă	<code>\= {A} \= {a}</code>	Ạạ	<code>\b {A} \b {a}</code>	Ảả	<code>\H {A} \H {a}</code>	Ảả	<code>\U {A} \U {a} ‡</code>
Ảả	<code>\ ^ {A} \ ^ {a}</code>	Ạạ	<code>\c {A} \c {a}</code>	Ạạ	<code>\k {A} \k {a} †</code>	Ảả	<code>\v {A} \v {a}</code>
Ảả	<code>\newtie {A} \newtie {a} *</code>	Ⓐⓐ	<code>\textcircled {A} \textcircled {a}</code>				

* Requires the textcomp package.

† Not available in the OT1 font encoding. Use the fontenc package to select an alternate font encoding, such as T1.

‡ Requires the T4 font encoding, provided by the fc package.

§ Requires the T5 font encoding, provided by the vntex package.

Also note the existence of `\i` and `\j`, which produce dotless versions of “i” and “j” (viz., “i” and “j”). These are useful when the accent is supposed to replace the dot. For example, “`na\{\i}ve`” produces a correct “naïve”, while “`na\{i}ve`” would yield the rather odd-looking “naïve”. (“`na\{i}ve`” *does* work in encodings other than OT1, however.)

TABLE 19: tipa Text-mode Accents

Áá	<code>\textacutemacron{A}\textacutemacron{a}</code>
Ăă	<code>\textacutewedge{A}\textacutewedge{a}</code>
Ȧȧ	<code>\textadvancing{A}\textadvancing{a}</code>
⏟	<code>\textbottomtiebar{A}\textbottomtiebar{a}</code>
Ăă	<code>\textbrevemacron{A}\textbrevemacron{a}</code>
Ãã	<code>\textcircumacute{A}\textcircumacute{a}</code>
Ââ	<code>\textcircumdot{A}\textcircumdot{a}</code>
Ăă	<code>\textdotacute{A}\textdotacute{a}</code>
Ȧȧ	<code>\textdotbreve{A}\textdotbreve{a}</code>
Ȧȧ	<code>\textdotbreve{A}\textdotbreve{a}</code>
Ää	<code>\textdoublegrave{A}\textdoublegrave{a}</code>
Ăă	<code>\textdoublevbaraccent{A}\textdoublevbaraccent{a}</code>
Ăă	<code>\textgravecircum{A}\textgravecircum{a}</code>
Ăă	<code>\textgravedot{A}\textgravedot{a}</code>
Ăă	<code>\textgravemacron{A}\textgravemacron{a}</code>
Ăă	<code>\textgravemid{A}\textgravemid{a}</code>
Ȧȧ	<code>\textinvsubbridge{A}\textinvsubbridge{a}</code>
Ȧȧ	<code>\textlowering{A}\textlowering{a}</code>
Ăă	<code>\textmidacute{A}\textmidacute{a}</code>
Ăă	<code>\textovercross{A}\textovercross{a}</code>
Ăă	<code>\textoverw{A}\textoverw{a}</code>
Ȧȧ	<code>\textpolhook{A}\textpolhook{a}</code>
Ȧȧ	<code>\textraising{A}\textraising{a}</code>
Ȧȧ	<code>\textretracting{A}\textretracting{a}</code>
Ăă	<code>\textringmacron{A}\textringmacron{a}</code>
Ââ	<code>\textroundcap{A}\textroundcap{a}</code>
Ȧȧ	<code>\textseagull{A}\textseagull{a}</code>
Ȧȧ	<code>\textsubacute{A}\textsubacute{a}</code>
Ȧȧ	<code>\textsubarch{A}\textsubarch{a}</code>
Ȧȧ	<code>\textsubbar{A}\textsubbar{a}</code>
Ȧȧ	<code>\textsubbridge{A}\textsubbridge{a}</code>
Ȧȧ	<code>\textsubcircum{A}\textsubcircum{a}</code>
Ȧȧ	<code>\textsubdot{A}\textsubdot{a}</code>
Ȧȧ	<code>\textsubgrave{A}\textsubgrave{a}</code>
Ȧȧ	<code>\textsublhalfring{A}\textsublhalfring{a}</code>
Ȧȧ	<code>\textsubplus{A}\textsubplus{a}</code>
Ȧȧ	<code>\textsubrhalfring{A}\textsubrhalfring{a}</code>

(continued on next page)

(continued from previous page)

$\underset{\cdot}{A}\underset{\cdot}{a}$	<code>\textsubring{A}\textsubring{a}</code>
$\underset{\square}{A}\underset{\square}{a}$	<code>\textsubsquare{A}\textsubsquare{a}</code>
$\underset{\sim}{A}\underset{\sim}{a}$	<code>\textsubtilde{A}\textsubtilde{a}</code>
$\underset{\cdot\cdot}{A}\underset{\cdot\cdot}{a}$	<code>\textsubumlaut{A}\textsubumlaut{a}</code>
$\underset{w}{A}\underset{w}{a}$	<code>\textsubw{A}\textsubw{a}</code>
$\underset{\wedge}{A}\underset{\wedge}{a}$	<code>\textsubwedge{A}\textsubwedge{a}</code>
$\tilde{A}\tilde{a}$	<code>\textsuperimposetilde{A}\textsuperimposetilde{a}</code>
$\underset{ }{A}\underset{ }{a}$	<code>\textsyllabic{A}\textsyllabic{a}</code>
$\overset{\cdot}{A}\overset{\cdot}{a}$	<code>\texttildedot{A}\texttildedot{a}</code>
$\widehat{A}\widehat{a}$	<code>\texttoptiebar{A}\texttoptiebar{a}</code>
$\underset{ }{A}\underset{ }{a}$	<code>\textvbaraccent{A}\textvbaraccent{a}</code>

`tipa` defines shortcut sequences for many of the above. See the `tipa` documentation for more information.

TABLE 20: `extraipa` Text-mode Accents

$\overline{\overline{A}}\overline{\overline{a}}$	<code>\bibridge{A}\bibridge{a}</code>	$\overset{\cdot}{A}\overset{\cdot}{a}$	<code>\partvoiceless{A}\partvoiceless{a}</code>
$\text{\AA}\text{\AA}$	<code>\crtilde{A}\crtilde{a}</code>	$\underline{\underline{A}}\underline{\underline{a}}$	<code>\sliding{A}\sliding{a}</code>
$\overset{\cdot}{\underset{\cdot}{A}}\overset{\cdot}{\underset{\cdot}{a}}$	<code>\dottedtilde{A}\dottedtilde{a}</code>	$\overleftrightarrow{A}\overleftrightarrow{a}$	<code>\spreadlips{A}\spreadlips{a}</code>
$\overset{\sim}{\underset{\sim}{A}}\overset{\sim}{\underset{\sim}{a}}$	<code>\doubletilde{A}\doubletilde{a}</code>	$\underset{\cdot}{A}\underset{\cdot}{a}$	<code>\subcorner{A}\subcorner{a}</code>
$\underset{\cdot}{\underset{\cdot}{A}}\underset{\cdot}{\underset{\cdot}{a}}$	<code>\finpartvoice{A}\finpartvoice{a}</code>	$\underline{\underline{A}}\underline{\underline{a}}$	<code>\subdoublebar{A}\subdoublebar{a}</code>
$\overset{\cdot}{\underset{\cdot}{A}}\overset{\cdot}{\underset{\cdot}{a}}$	<code>\finpartvoiceless{A}\finpartvoiceless{a}</code>	$\overset{\cdot}{\underset{\cdot}{A}}\overset{\cdot}{\underset{\cdot}{a}}$	<code>\subdoublevert{A}\subdoublevert{a}</code>
$\underset{\cdot}{\underset{\cdot}{A}}\underset{\cdot}{\underset{\cdot}{a}}$	<code>\inipartvoice{A}\inipartvoice{a}</code>	$\underset{\cdot}{A}\underset{\cdot}{a}$	<code>\sublptr{A}\sublptr{a}</code>
$\overset{\cdot}{\underset{\cdot}{A}}\overset{\cdot}{\underset{\cdot}{a}}$	<code>\inipartvoiceless{A}\inipartvoiceless{a}</code>	$\underset{\cdot}{A}\underset{\cdot}{a}$	<code>\subrptr{A}\subrptr{a}</code>
$\overline{\overline{A}}\overline{\overline{a}}$	<code>\overbridge{A}\overbridge{a}</code>	$\underset{\cdot}{A}\underset{\cdot}{a}$	<code>\whistle{A}\whistle{a}</code>
$\overset{\cdot}{\underset{\cdot}{A}}\overset{\cdot}{\underset{\cdot}{a}}$	<code>\partvoice{A}\partvoice{a}</code>		

TABLE 21: `wsuipa` Text-mode Accents

$\underset{\cdot}{A}\underset{\cdot}{a}$	<code>\dental{A}\dental{a}</code>
$\underset{\cdot}{A}\underset{\cdot}{a}$	<code>\underarch{A}\underarch{a}</code>

TABLE 22: phonetic Text-mode Accents

$\underset{\cdot}{A}\underset{\cdot}{a}$	<code>\hill{A}\hill{a}</code>	$\underset{\cdot}{A}\underset{\cdot}{a}$	<code>\rc{A}\rc{a}</code>	$\underset{\cdot}{A}\underset{\cdot}{a}$	<code>\ut{A}\ut{a}</code>
$\underset{\cdot}{A}\underset{\cdot}{a}$	<code>\od{A}\od{a}</code>	$\underset{\cdot}{A}\underset{\cdot}{a}$	<code>\syl{A}\syl{a}</code>		
$\overset{\cdot}{A}\overset{\cdot}{a}$	<code>\ohill{A}\ohill{a}</code>	$\underset{\cdot}{A}\underset{\cdot}{a}$	<code>\td{A}\td{a}</code>		

The `phonetic` package provides a few additional macros for linguistic accents. `\acbar` and `\acarc` compose characters with multiple accents; for example, `\acbar{\'}{a}` produces “á” and `\acarc{\"}{e}` produces “ë”. `\labvel` joins two characters with an arc: `\labvel{mn}` → “m̄n̄”. `\upbar` is intended to go between characters as in “x̄ȳ”. Lastly, `\uplett` behaves like `\textsuperscript` but uses a smaller font. Contrast “p̄^h” → “p^h” with “p^h” with “p^h”.

TABLE 23: metre Text-mode Accents

$\acute{A}\acute{a}$	<code>\acutus{A}\acutus{a}</code>
$\breve{A}\breve{a}$	<code>\breve{A}\breve{a}</code>
$\tilde{A}\tilde{a}$	<code>\circumflexus{A}\circumflexus{a}</code>
$\ddot{A}\ddot{a}$	<code>\diaeresis{A}\diaeresis{a}</code>
$\grave{A}\grave{a}$	<code>\gravis{A}\gravis{a}</code>
$\bar{A}\bar{a}$	<code>\macron{A}\macron{a}</code>

TABLE 24: t4phonet Text-mode Accents

$\text{\AA}\text{\AA}$	<code>\textdoublegrave{A}\textdoublegrave{a}</code>
$\text{\AA}\text{\AA}$	<code>\textvbaraccent{A}\textvbaraccent{a}</code>
$\text{\AA}\text{\AA}$	<code>\textdoublevbaraccent{A}\textdoublevbaraccent{a}</code>

The idea behind the `t4phonet` package’s text-mode accents is to provide an interface to some of the accents in the T4 font encoding (accents marked with “‡” in Table 18 on page 13) but using the same names as the `tipa` accents presented in Table 19 on page 14.

TABLE 25: arcs Text-mode Accents

$\widehat{A}\widehat{a}$	<code>\overarc{A}\overarc{a}</code>	$\underline{A}\underline{a}$	<code>\underarc{A}\underarc{a}</code>
--------------------------	-------------------------------------	------------------------------	---------------------------------------

The accents shown above scale only to a few characters wide. An optional macro argument alters the effective width of the accented characters. See the `arcs` documentation for more information.

TABLE 26: semtrans Accents

\AA	<code>\D{A}\D{a}</code>	\U	<code>\U{A}\U{a}</code>
\textT	<code>\T{A}\T{a}</code> *		

`\T` is not actually an accent but a command that rotates its argument 180° using the `graphicx` package’s `\rotatebox` command.

TABLE 27: wsuipa Diacritics

$\text{\text{ain}}$	$\text{\text{<}}$	<code>\leftp</code>	$\text{\text{°}}$	<code>\overring</code>	$\text{\text{!}}$	<code>\stress</code>	$\text{\text{∨}}$	<code>\underwedge</code>
$\text{\text{⌌}}$	$\text{\text{⌋}}$	<code>\leftt</code>	$\text{\text{ˆ}}$	<code>\polishhook</code>	$\text{\text{,}}$	<code>\syllabic</code>	$\text{\text{^}}$	<code>\upp</code>
$\text{\text{∨}}$	$\text{\text{!}}$	<code>\length</code>	$\text{\text{>}}$	<code>\rightp</code>	$\text{\text{..}}$	<code>\underdots</code>	$\text{\text{⊥}}$	<code>\upt</code>
$\text{\text{⌋}}$	$\text{\text{~}}$	<code>\midtilde</code>	$\text{\text{⌋}}$	<code>\rightt</code>	$\text{\text{°}}$	<code>\underring</code>		
$\text{\text{∨}}$	$\text{\text{ˆ}}$	<code>\open</code>	$\text{\text{,}}$	<code>\secstress</code>	$\text{\text{~}}$	<code>\undertilde</code>		

The `wsuipa` package defines all of the above as ordinary characters, not as accents. However, it does provide `\diatop` and `\diaunder` commands, which are used to compose diacritics with other characters. For example, `\diatop[\overring|a]` produces “ $\text{\text{å}}$ ”, and `\diaunder[\underdots|a]` produces “ $\text{\text{ã}}$ ”. See the `wsuipa` documentation for more information.

TABLE 28: textcomp Diacritics

$\text{\text{ˆ}}$	<code>\textacutedbl</code>	$\text{\text{˘}}$	<code>\textasciicaron</code>	$\text{\text{—}}$	<code>\textasciimacron</code>
$\text{\text{ˆ}}$	<code>\textasciiacute</code>	$\text{\text{¨}}$	<code>\textasciidieresis</code>	$\text{\text{ˆ}}$	<code>\textgravedbl</code>
$\text{\text{˘}}$	<code>\textasciibreve</code>	$\text{\text{˘}}$	<code>\textasciigrave</code>		

The `textcomp` package defines all of the above as ordinary characters, not as accents.

TABLE 29: textcomp Currency Symbols

$\text{\text{฿}}$	<code>\textbaht</code>	$\text{\text{\$}}$	<code>\textdollar*</code>	$\text{\text{₲}}$	<code>\textguarani</code>	$\text{\text{₩}}$	<code>\textwon</code>
$\text{\text{¢}}$	<code>\textcent</code>	$\text{\text{\$}}$	<code>\textdollaroldstyle</code>	$\text{\text{₹}}$	<code>\textlira</code>	$\text{\text{¥}}$	<code>\textyen</code>
$\text{\text{¢}}$	<code>\textcentoldstyle</code>	$\text{\text{₫}}$	<code>\textdong</code>	$\text{\text{₺}}$	<code>\textnaira</code>		
$\text{\text{₯}}$	<code>\textcolonmonetary</code>	$\text{\text{€}}$	<code>\texteuro</code>	$\text{\text{₱}}$	<code>\textpeso</code>		
$\text{\text{₯}}$	<code>\textcurrency</code>	$\text{\text{₯}}$	<code>\textflorin</code>	$\text{\text{₯}}$	<code>\textsterling*</code>		

* It’s generally preferable to use the corresponding symbol from Table 3 on page 8 because the symbols in that table work properly in both text mode and math mode.

TABLE 30: marvosym Currency Symbols

₴	<code>\Denarius</code>	€	<code>\EUR</code>	€	<code>\EURdig</code>	€	<code>\EURtm</code>	₣	<code>\Pfund</code>
@	<code>\Ecommerce</code>	€	<code>\EURcr</code>	€	<code>\EURhv</code>	\$	<code>\EyesDollar</code>	β	<code>\Shilling</code>

The different euro signs are meant to be compatible with different fonts—Courier (`\EURcr`), Helvetica (`\EURhv`), Times (`\EURtm`), and the `marvosym` digits listed in Table 144 (`\EURdig`).

TABLE 31: wasysym Currency Symbols

¢	<code>\cent</code>	¤	<code>\currency</code>
---	--------------------	---	------------------------

TABLE 32: eurosym Euro Signs

€	<code>\geneuro</code>	€	<code>\geneuronarrow</code>	€	<code>\geneurowide</code>	€	<code>\officialeuro</code>
---	-----------------------	---	-----------------------------	---	---------------------------	---	----------------------------

`\euro` is automatically mapped to one of the above—by default, `\officialeuro`—based on a `eurosym` package option. See the `eurosym` documentation for more information. The `\geneuro...` characters are generated from the current body font’s “C” character and therefore may not appear exactly as shown.

TABLE 33: textcomp Legal Symbols

Ⓒ	<code>\textcircledP</code>	©	©	<code>\textcopyright</code>	SM	<code>\textservicemark</code>
©	<code>\textcircleft</code>	®	®	<code>\textregistered</code>	TM	<code>\texttrademark</code>

Where two symbols are present, the left one is the “faked” symbol that $\text{L}^{\text{A}}\text{T}_{\text{E}}\text{X}_{2_{\epsilon}}$ provides by default, and the right one is the “true” symbol that `textcomp` makes available.

See <http://www.tex.ac.uk/cgi-bin/texfaq2html?label=tradesyms> for solutions to common problems that occur when using these symbols (e.g., getting a “Ⓒ” when you expected to get a “®”).

TABLE 34: ccllicenses Creative Commons License Icons

Ⓒ	<code>\cc</code>	Ⓒ	<code>\ccb</code>	Ⓒ	<code>\ccnc*</code>	Ⓒ	<code>\ccnd</code>	Ⓒ	<code>\ccsa*</code>
---	------------------	---	-------------------	---	---------------------	---	--------------------	---	---------------------

* These symbols utilize the `rotating` package and therefore display improperly in most DVI viewers.

TABLE 35: textcomp Old-style Numerals

0	<code>\textzerooldstyle</code>	4	<code>\textfouroldstyle</code>	8	<code>\texteightoldstyle</code>
1	<code>\textoneoldstyle</code>	5	<code>\textfiveoldstyle</code>	9	<code>\textnineoldstyle</code>
2	<code>\texttwooldstyle</code>	6	<code>\textsixoldstyle</code>		
3	<code>\textthreeoldstyle</code>	7	<code>\textsevenoldstyle</code>		

Rather than use the bulky `\textoneoldstyle`, `\texttwooldstyle`, etc. commands shown above, consider using `\oldstylenums{. . .}` to typeset an old-style number.

TABLE 36: Miscellaneous textcomp Symbols

*	<code>\textasteriskcentered</code>	^a	^a	<code>\textordfeminine</code>
	<code>\textbardbl</code>	o	o	<code>\textordmasculine</code>
○	<code>\textbigcircle</code>		¶	<code>\textparagraph*</code>
␣	<code>\textblank</code>		.	<code>\textperiodcentered</code>
	<code>\textbrokenbar</code>		‰	<code>\textpertenthousand</code>
•	<code>\textbullet</code>		‱	<code>\textperthousand</code>
†	<code>\textdagger*</code>		¶	<code>\textpilcrow</code>
‡	<code>\textdaggerdbl*</code>		'	<code>\textquotesingle</code>
=	<code>\textdblhyphen</code>		,	<code>\textquotestraightbase</code>
=	<code>\textdblhyphenchar</code>		„	<code>\textquotestraightdblbase</code>
∕	<code>\textdiscount</code>		℞	<code>\textrecipe</code>
∕	<code>\textestimated</code>		※	<code>\textreferencemark</code>
‡	<code>\textinterrobang</code>		§	<code>\textsection*</code>
‡	<code>\textinterrobangdown</code>		—	<code>\textthreequartersemdash</code>
♯	<code>\textmusicalnote</code>		~	<code>\texttildelow</code>
N ^o	<code>\textnumero</code>		—	<code>\texttwelveudash</code>
o	<code>\textopenbullet</code>			

Where two symbols are present, the left one is the “faked” symbol that L^AT_EX 2_ε provides by default, and the right one is the “true” symbol that textcomp makes available.

* It’s generally preferable to use the corresponding symbol from Table 3 on page 8 because the symbols in that table work properly in both text mode and math mode.

TABLE 37: Miscellaneous wasysym Text-mode Symbols

‰	<code>\permil</code>
---	----------------------

TABLE 40: \mathcal{AMS} Binary Operators

$\bar{\wedge}$	<code>\barwedge</code>	\odot	<code>\circledcirc</code>	\intercal	<code>\intercal</code>
\boxdot	<code>\boxdot</code>	\ominus	<code>\circleddash</code>	λ	<code>\leftthreetimes</code>
\boxminus	<code>\boxminus</code>	\cup	<code>\Cup</code>	\ltimes	<code>\ltimes</code>
\boxplus	<code>\boxplus</code>	\curlyvee	<code>\curlyvee</code>	\righthreetimes	<code>\rightthreetimes</code>
\boxtimes	<code>\boxtimes</code>	\curlywedge	<code>\curlywedge</code>	\rtimes	<code>\rtimes</code>
\Cap	<code>\Cap</code>	\divideontimes	<code>\divideontimes</code>	\smallsetminus	<code>\smallsetminus</code>
\centerdot	<code>\centerdot</code>	\dotplus	<code>\dotplus</code>	\veebar	<code>\veebar</code>
\circledast	<code>\circledast</code>	$\overline{\wedge}$	<code>\doublebarwedge</code>		

TABLE 41: `stmaryrd` Binary Operators

Φ	<code>\baro</code>	\parallel	<code>\interleave</code>	\otimes	<code>\varoast</code>
\parallel	<code>\bbslash</code>	\triangleleft	<code>\leftslice</code>	\oplus	<code>\varobar</code>
$\&$	<code>\binampersand</code>	\M	<code>\merge</code>	\oslash	<code>\varobslash</code>
\wp	<code>\bindnasrepma</code>	\ominus	<code>\minuso</code>	\odot	<code>\varocircle</code>
\boxast	<code>\boxast</code>	\pm	<code>\moo</code>	\odot	<code>\varodot</code>
\boxbar	<code>\boxbar</code>	\oplus	<code>\nplus</code>	\oslash	<code>\varogreaterthan</code>
\boxbox	<code>\boxbox</code>	\oplus	<code>\obar</code>	\oslash	<code>\varolessthan</code>
\boxbslash	<code>\boxbslash</code>	\square	<code>\oblong</code>	\ominus	<code>\varominus</code>
\boxcircle	<code>\boxcircle</code>	\oslash	<code>\obslash</code>	\oplus	<code>\varoplus</code>
\boxdot	<code>\boxdot</code>	\oslash	<code>\ogreaterthan</code>	\oslash	<code>\varoslash</code>
\boxempty	<code>\boxempty</code>	\oslash	<code>\olessthan</code>	\otimes	<code>\varotimes</code>
\boxslash	<code>\boxslash</code>	\oslash	<code>\ovee</code>	\oslash	<code>\varovee</code>
\curlyveedownarrow	<code>\curlyveedownarrow</code>	\oslash	<code>\owedge</code>	\oslash	<code>\varowedge</code>
\curlyveeuparrow	<code>\curlyveeuparrow</code>	\triangleright	<code>\rightslice</code>	\times	<code>\vartimes</code>
\curlywedgedownarrow	<code>\curlywedgedownarrow</code>	$//$	<code>\sslash</code>	\Uparrow	<code>\Ydown</code>
\curlywedgeuparrow	<code>\curlywedgeuparrow</code>	\parallel	<code>\talloblong</code>	\leftarrow	<code>\Yleft</code>
\fatbslash	<code>\fatbslash</code>	\bigcirc	<code>\varbigcirc</code>	\rightarrow	<code>\Yright</code>
\fatsemi	<code>\fatsemi</code>	\curlyvee	<code>\varcurlyvee</code>	\Uparrow	<code>\Yup</code>
\fatslash	<code>\fatslash</code>	\curlywedge	<code>\varcurlywedge</code>		

TABLE 42: `wasysym` Binary Operators

\triangleleft	<code>\lhd</code>	\circ	<code>\ocircle</code>	\blacktriangleright	<code>\RHD</code>	\triangleright	<code>\unrhd</code>
\blacktriangleleft	<code>\LHD</code>	\blacktriangleright	<code>\rhd</code>	\trianglelefteq	<code>\unlhd</code>		

TABLE 43: `txfonts/pxfonts` Binary Operators

\odot	<code>\circledbar</code>	\oslash	<code>\circledwedge</code>	\circ	<code>\medcirc</code>
\oslash	<code>\circledbslash</code>	\wp	<code>\invamp</code>	\boxplus	<code>\sqcapplus</code>
\oslash	<code>\circledvee</code>	\bullet	<code>\medbullet</code>	\boxplus	<code>\sqcupplus</code>

TABLE 44: mathabx Binary Operators

*	<code>\ast</code>	\wedge	<code>\curlywedge</code>	\sqcap	<code>\sqcap</code>
*	<code>\Asterisk</code>	\div	<code>\divdot</code>	\sqcup	<code>\sqcup</code>
$\bar{\wedge}$	<code>\barwedge</code>	\ast	<code>\divideontimes</code>	$\sqcap\sqcup$	<code>\sqdoublecap</code>
\star	<code>\bigstar</code>	$\dot{-}$	<code>\dotdiv</code>	$\sqcup\sqcup$	<code>\sqdoublecup</code>
\star	<code>\bigvarstar</code>	$\dot{+}$	<code>\dotplus</code>	\square	<code>\square</code>
\blacklozenge	<code>\blackdiamond</code>	$\dot{\times}$	<code>\dottimes</code>	\boxplus	<code>\squplus</code>
\cap	<code>\cap</code>	$\bar{\wedge}$	<code>\doublebarwedge</code>	\cdot	<code>\udot</code>
\dagger	<code>\circplus</code>	$\cap\cap$	<code>\doublecap</code>	\oplus	<code>\uplus</code>
*	<code>\coasterisk</code>	$\cup\cup$	<code>\doublecup</code>	\star	<code>\varstar</code>
\ast	<code>\coAsterisk</code>	\times	<code>\ltimes</code>	\vee	<code>\vee</code>
\ast	<code>\convolution</code>	\oplus	<code>\pluscirc</code>	$\bar{\vee}$	<code>\veebar</code>
\cup	<code>\cup</code>	\rtimes	<code>\rtimes</code>	$\bar{\bar{\vee}}$	<code>\veedoublebar</code>
\vee	<code>\curlyvee</code>	\blacksquare	<code>\sqbullet</code>	\wedge	<code>\wedge</code>

Many of the above glyphs go by multiple names. `\centerdot` is equivalent to `\sqbullet`, and `\ast` is equivalent to `*`. `\asterisk` produces the same glyph as `\ast`, but as an ordinary symbol, not a binary operator. Similarly, `\bigast` produces a large-operator version of the `\Asterisk` binary operator, and `\bigcoast` produces a large-operator version of the `\coAsterisk` binary operator.

TABLE 45: ulsy Geometric Binary Operators

\oplus `\odplus`

TABLE 46: mathabx Geometric Binary Operators

\blacktriangledown	<code>\blacktriangledown</code>	\boxplus	<code>\boxright</code>	\ominus	<code>\ominus</code>
\blacktriangleleft	<code>\blacktriangleleft</code>	\boxslash	<code>\boxslash</code>	\oplus	<code>\oplus</code>
\blacktriangleright	<code>\blacktriangleright</code>	\boxtimes	<code>\boxtimes</code>	\otimes	<code>\otimes</code>
\blacktriangleup	<code>\blacktriangleup</code>	\boxtop	<code>\boxtop</code>	\oslash	<code>\oslash</code>
\boxast	<code>\boxasterisk</code>	\boxtriangleup	<code>\boxtriangleup</code>	\otimes	<code>\otimes</code>
\boxbackslash	<code>\boxbackslash</code>	\boxvoid	<code>\boxvoid</code>	\otop	<code>\otop</code>
\boxbot	<code>\boxbot</code>	\oasterisk	<code>\oasterisk</code>	\otriangleup	<code>\otriangleup</code>
\boxcirc	<code>\boxcirc</code>	\obackslash	<code>\obackslash</code>	\ovoid	<code>\ovoid</code>
\boxcoasterisk	<code>\boxcoasterisk</code>	\obot	<code>\obot</code>	\smalltriangledown	<code>\smalltriangledown</code>
\boxdiv	<code>\boxdiv</code>	\ocirc	<code>\ocirc</code>	\smalltriangleleft	<code>\smalltriangleleft</code>
\boxdot	<code>\boxdot</code>	\ocoasterisk	<code>\ocoasterisk</code>	\smalltriangleright	<code>\smalltriangleright</code>
\boxleft	<code>\boxleft</code>	\odiv	<code>\odiv</code>	\smalltriangleup	<code>\smalltriangleup</code>
\boxminus	<code>\boxminus</code>	\odot	<code>\odot</code>		
\boxplus	<code>\boxplus</code>	\oleft	<code>\oleft</code>		

TABLE 47: Variable-sized Math Operators

\bigcap	<code>\bigcap</code>	\bigotimes	<code>\bigotimes</code>	\bigwedge	<code>\bigwedge</code>	\prod	<code>\prod</code>
\bigcup	<code>\bigcup</code>	\bigsqcup	<code>\bigsqcup</code>	\coprod	<code>\coprod</code>	\sum	<code>\sum</code>
\bigodot	<code>\bigodot</code>	\biguplus	<code>\biguplus</code>	\int	<code>\int</code>		
\bigoplus	<code>\bigoplus</code>	\bigvee	<code>\bigvee</code>	\oint	<code>\oint</code>		

TABLE 48: \mathcal{AMS} Variable-sized Math Operators

\iint	<code>\iint</code>	\iiint	<code>\iiint</code>
\iiint	<code>\iiint</code>	$\int \dots \int$	<code>\int \dots \int</code>

TABLE 49: `stmaryrd` Variable-sized Math Operators

\bigboxplus	<code>\bigboxplus</code>	\biginterleave	<code>\biginterleave</code>	\bigsqcap	<code>\bigsqcap</code>
\bigcurlyvee	<code>\bigcurlyvee</code>	\bignplus	<code>\bignplus</code>	\bigtriangledown	<code>\bigtriangledown</code>
\bigcurlywedge	<code>\bigcurlywedge</code>	\bigparallel	<code>\bigparallel</code>	\bigtriangleup	<code>\bigtriangleup</code>

TABLE 50: `wasysym` Variable-sized Math Operators

$\int \int$	<code>\int \int</code>	\iint	<code>\iint</code>	\iiint	<code>\iiint</code>
$\int \int$	<code>\int \int</code>	\oint	<code>\oint</code>	\oint	<code>\oint</code>

None of the preceding symbols are defined when `wasysym` is passed the `nointegrals` option.

* Not defined when `wasysym` is passed the `integrals` option.

† Defined only when `wasysym` is passed the `integrals` option. Otherwise, the default \LaTeX `\int` glyph (as shown in Table 47) is used.

TABLE 51: mathabx Variable-sized Math Operators

\curlyvee	\bigcurlyvee	\bigboxslash	\bigoright
\sqcap	\bigsqcap	\bigboxtimes	\bigoslash
\curlywedge	\bigcurlywedge	\bigboxplus	\bigotop
\boxast	\bigboxast	\bigboxtriangleup	\bigotriangleup
\boxbackslash	\bigboxbackslash	\bigboxvoid	\bigovoid
\boxbot	\bigboxbot	\bigcomplementtop	\bigplus
\boxcirc	\bigboxcirc	\bigoastrisk	\bigsqplus
\boxcoasterisk	\bigboxcoasterisk	\bigobackslash	\bigtimes
\boxdiv	\bigboxdiv	\bigobot	\iiint
\boxdot	\bigboxdot	\bigocirc	\iint
\boxleft	\bigboxleft	\bigocoasterisk	\int
\boxminus	\bigboxminus	\bigodiv	\oiint
\boxplus	\bigboxplus	\bigoleft	\oint
\boxright	\bigboxright	\bigominus	

TABLE 52: txfonts/pxfonts Variable-sized Math Operators

\boxplus	$\boxed{+}$	<code>\bigsqcapplus</code>	\oint	\oint	<code>\ointclockwise</code>
\boxcup	$\boxed{+}$	<code>\bigsqcupplus</code>	\oint	\oint	<code>\ointctrlockwise</code>
\int	\int	<code>\fint</code>	\int	\int	<code>\sqiiint</code>
$\int \cdots \int$	$\int \cdots \int$	<code>\idotsint</code>	\int	\int	<code>\sqiint</code>
\iiint	\iiint	<code>\iiiint</code>	\int	\int	<code>\sqint</code>
\iiint	\iiint	<code>\iiint</code>	\int	\int	<code>\varoiintclockwise</code>
\iint	\iint	<code>\iint</code>	\int	\int	<code>\varoiintctrlockwise</code>
\oiint	\oiint	<code>\oiintclockwise</code>	\int	\int	<code>\varoiintclockwise</code>
\oiint	\oiint	<code>\oiintctrlockwise</code>	\int	\int	<code>\varoiintctrlockwise</code>
\oiint	\oiint	<code>\oiint</code>	\oint	\oint	<code>\varointclockwise</code>
\oiint	\oiint	<code>\oiintclockwise</code>	\oint	\oint	<code>\varointctrlockwise</code>
\oiint	\oiint	<code>\oiintctrlockwise</code>	\times	\times	<code>\varprod</code>
\oiint	\oiint	<code>\oiint</code>			

TABLE 53: esint Variable-sized Math Operators

$\int \dots \int$	$\int \dots \int$	<code>\dotsint</code>	\oint	\oint	<code>\ointclockwise</code>
\int	\int	<code>\fint</code>	\oint	\oint	<code>\ointctrlockwise</code>
\iiint	\iiint	<code>\iiiint</code>	\sqint	\sqint	<code>\sqint</code>
\iiint	\iiint	<code>\iiint</code>	\sqint	\sqint	<code>\sqint</code>
\iint	\iint	<code>\iint</code>	\varoiint	\varoiint	<code>\varoiint</code>
\int	\int	<code>\landdownint</code>	\varoint	\varoint	<code>\varointclockwise</code>
\int	\int	<code>\landupint</code>	\varoint	\varoint	<code>\varointctrlockwise</code>
\oint	\oint	<code>\oint</code>			

TABLE 54: Binary Relations

\approx	<code>\approx</code>	\equiv	<code>\equiv</code>	\perp	<code>\perp</code>	\smile	<code>\smile</code>
\asymp	<code>\asymp</code>	\frown	<code>\frown</code>	\prec	<code>\prec</code>	\succ	<code>\succ</code>
\bowtie	<code>\bowtie</code>	\Join^*	<code>\Join^*</code>	\preceq	<code>\preceq</code>	\succeq	<code>\succeq</code>
\cong	<code>\cong</code>	\mid	<code>\mid</code>	\propto	<code>\propto</code>	\vdash	<code>\vdash</code>
\dashv	<code>\dashv</code>	\models	<code>\models</code>	\sim	<code>\sim</code>		
\doteq	<code>\doteq</code>	\parallel	<code>\parallel</code>	\simeq	<code>\simeq</code>		

* Not predefined in L^AT_EX 2_ε. Use one of the packages latexsym, amsfonts, amssymb, mathabx, txfonts, pxfonts, or wasysym.

TABLE 55: $\mathcal{A}\mathcal{M}\mathcal{S}$ Binary Relations

\approx	<code>\approxeq</code>	$\#$	<code>\eqcirc</code>	\succapprox	<code>\succapprox</code>
\backsimeq	<code>\backepsilon</code>	\fallingdotseq	<code>\fallingdotseq</code>	\succcurlyeq	<code>\succcurlyeq</code>
\backsimeq	<code>\backsim</code>	\multimap	<code>\multimap</code>	\succsim	<code>\succsim</code>
\backsimeq	<code>\backsimeq</code>	\pitchfork	<code>\pitchfork</code>	\therefore	<code>\therefore</code>
\because	<code>\because</code>	\precapprox	<code>\precapprox</code>	\thickapprox	<code>\thickapprox</code>
\between	<code>\between</code>	\preccurlyeq	<code>\preccurlyeq</code>	\thicksim	<code>\thicksim</code>
\bumpeq	<code>\bumpeq</code>	$\prec\sim$	<code>\prec\sim</code>	\varpropto	<code>\varpropto</code>
\bumpeq	<code>\bumpeq</code>	\risingdotseq	<code>\risingdotseq</code>	\Vdash	<code>\Vdash</code>
\circeq	<code>\circeq</code>	\shortmid	<code>\shortmid</code>	\VDash	<code>\VDash</code>
\curlyeqprec	<code>\curlyeqprec</code>	\shortparallel	<code>\shortparallel</code>	\Vvdash	<code>\Vvdash</code>
\curlyeqsucc	<code>\curlyeqsucc</code>	\smallfrown	<code>\smallfrown</code>		
\doteqdot	<code>\doteqdot</code>	\smallsmile	<code>\smallsmile</code>		

TABLE 56: \mathcal{AMS} Negated Binary Relations

$\not\cong$	<code>\ncong</code>	\nshortparallel	<code>\nshortparallel</code>	\nVDash	<code>\nVDash</code>
\nmid	<code>\nmid</code>	\nsim	<code>\nsim</code>	\preccurlyeq	<code>\preccurlyeq</code>
\nparallel	<code>\nparallel</code>	\nsucc	<code>\nsucc</code>	\precnsim	<code>\precnsim</code>
\nprec	<code>\nprec</code>	\nsucceq	<code>\nsucceq</code>	\succcurlyeq	<code>\succcurlyeq</code>
\npreceq	<code>\npreceq</code>	\nVDash	<code>\nVDash</code>	\succnsim	<code>\succnsim</code>
\nshortmid	<code>\nshortmid</code>	\nvdash	<code>\nvdash</code>		

TABLE 57: `stmaryrd` Binary Relations

\in	<code>\inplus</code>	\ni	<code>\niplus</code>
-------	----------------------	-------	----------------------

TABLE 58: `wasysym` Binary Relations

\neg	<code>\invneg</code>	\leadsto	<code>\leadsto</code>	\propto	<code>\wasypropto</code>
\Join	<code>\Join</code>	\otimes	<code>\logof</code>		

TABLE 59: `txfonts/pxfonts` Binary Relations

\circledgtr	<code>\circledgtr</code>	\lJoin	<code>\lJoin</code>	\times	<code>\opentimes</code>
\circledless	<code>\circledless</code>	\lRtimes	<code>\lRtimes</code>	\perp	<code>\Perp</code>
\colonapprox	<code>\colonapprox</code>	\multimap	<code>\multimap</code>	\preceq	<code>\preceq</code>
\Colonapprox	<code>\Colonapprox</code>	\multimapboth	<code>\multimapboth</code>	\preceqneq	<code>\preceqneq</code>
\coloneq	<code>\coloneq</code>	\multimapbothvert	<code>\multimapbothvert</code>	\rJoin	<code>\rJoin</code>
\Coloneq	<code>\Coloneq</code>	\multimapdot	<code>\multimapdot</code>	\strictfi	<code>\strictfi</code>
\Coloneqq	<code>\Coloneqq</code>	\multimapdotboth	<code>\multimapdotboth</code>	\strictif	<code>\strictif</code>
\coloneqq^*	<code>\coloneqq^*</code>	\multimapdotbothA	<code>\multimapdotbothA</code>	\strictiff	<code>\strictiff</code>
\Colonsim	<code>\Colonsim</code>	\multimapdotbothAvert	<code>\multimapdotbothAvert</code>	\succeq	<code>\succeq</code>
\colonsim	<code>\colonsim</code>	\multimapdotbothB	<code>\multimapdotbothB</code>	\succneq	<code>\succneq</code>
\Eqcolon	<code>\Eqcolon</code>	\multimapdotbothBvert	<code>\multimapdotbothBvert</code>	\varpar	<code>\varparallel</code>
\eqcolon	<code>\eqcolon</code>	\multimapdotbothvert	<code>\multimapdotbothvert</code>	\varparallelin	<code>\varparallelin</code>
\eqqcolon	<code>\eqqcolon</code>	\multimapdotinv	<code>\multimapdotinv</code>	\Vdash	<code>\Vdash</code>
\Eqqcolon	<code>\Eqqcolon</code>	\multimapinv	<code>\multimapinv</code>		
\eqsim	<code>\eqsim</code>	\openJoin	<code>\openJoin</code>		

* As an alternative to using `txfonts/pxfonts`, a “ \coloneqq ” symbol can be constructed with “`\mathrel{\mathop:}=`”.

TABLE 60: txfonts/pxfonts Negated Binary Relations

$\not\approx$	<code>\napproxeq</code>	$\not\approx$	<code>\npreccurlyeq</code>	$\not\approx$	<code>\nthickapprox</code>
$\not\asymp$	<code>\nasymp</code>	$\not\approx$	<code>\npreceqq</code>	\leftarrow	<code>\ntwoheadleftarrow</code>
$\not\sim$	<code>\nbacksim</code>	$\not\approx$	<code>\nprecsim</code>	\rightarrow	<code>\ntwoheadrightarrow</code>
$\not\sim$	<code>\nbacksimeq</code>	$\not\approx$	<code>\nsimeq</code>	$\#$	<code>\nvarparallel</code>
$\not\approx$	<code>\nbumppeq</code>	$\not\approx$	<code>\nsuccapprox</code>	$\#$	<code>\nvarparallelinv</code>
$\not\approx$	<code>\nBumppeq</code>	$\not\approx$	<code>\nsucccurlyeq</code>	$\#$	<code>\nVdash</code>
$\not\equiv$	<code>\nequiv</code>	$\not\approx$	<code>\nsucceqq</code>		
$\not\approx$	<code>\nprecapprox</code>	$\not\approx$	<code>\nsucssim</code>		

TABLE 61: mathabx Binary Relations

$\text{\textcircled{<}}$	<code>\between</code>	$ $	<code>\divides</code>	$\text{\textcircled{>}}$	<code>\risingdotseq</code>
$\text{\textcircled{=}}$	<code>\botdoteq</code>	$\text{\textcircled{=}}$	<code>\dotseq</code>	$\text{\textcircled{>}}$	<code>\succapprox</code>
$\text{\textcircled{>}}$	<code>\Bumpedeq</code>	$\text{\textcircled{>}}$	<code>\eqbumped</code>	$\text{\textcircled{>}}$	<code>\succcurlyeq</code>
$\text{\textcircled{>}}$	<code>\bumpedeq</code>	$\#$	<code>\eqcirc</code>	$\text{\textcircled{>}}$	<code>\succdot</code>
$\text{\textcircled{=}}$	<code>\circeq</code>	$\text{\textcircled{=}}$	<code>\eqcolon</code>	$\text{\textcircled{>}}$	<code>\succsim</code>
$\text{\textcircled{=}}$	<code>\coloneq</code>	$\text{\textcircled{=}}$	<code>\fallingdotseq</code>	\therefore	<code>\therefore</code>
$\text{\textcircled{=}}$	<code>\corresponds</code>	$\text{\textcircled{>}}$	<code>\ggcurly</code>	$\text{\textcircled{=}}$	<code>\topdoteq</code>
$\text{\textcircled{<}}$	<code>\curlyeqprec</code>	$\text{\textcircled{<}}$	<code>\llcurly</code>	$\text{\textcircled{=}}$	<code>\vDash</code>
$\text{\textcircled{>}}$	<code>\curlyeqsucc</code>	$\text{\textcircled{>}}$	<code>\precapprox</code>	$\text{\textcircled{=}}$	<code>\Vdash</code>
$\text{\textcircled{=}}$	<code>\DashV</code>	$\text{\textcircled{<}}$	<code>\preccurlyeq</code>	$\text{\textcircled{=}}$	<code>\VDash</code>
$\text{\textcircled{=}}$	<code>\Dashv</code>	$\text{\textcircled{<}}$	<code>\precdot</code>	$\text{\textcircled{=}}$	<code>\Vdash</code>
$\text{\textcircled{=}}$	<code>\dashVv</code>	$\text{\textcircled{<}}$	<code>\precsim</code>		

TABLE 62: mathabx Negated Binary Relations

$\not\approx$	<code>\napprox</code>	$\not\perp$	<code>\notperp</code>	$\not\approx$	<code>\nVdash</code>
$\not\cong$	<code>\ncong</code>	$\not\prec$	<code>\nprec</code>	$\not\approx$	<code>\nVDash</code>
$\not\prec$	<code>\ncurlyeqprec</code>	$\not\approx$	<code>\nprecapprox</code>	$\not\approx$	<code>\nVdash</code>
$\not\prec$	<code>\ncurlyeqsucc</code>	$\not\approx$	<code>\npreccurlyeq</code>	$\not\approx$	<code>\nvdash</code>
$\not\Dashv$	<code>\nDashv</code>	$\not\approx$	<code>\npreceq</code>	$\not\approx$	<code>\nVdash</code>
$\not\DashV$	<code>\nDashV</code>	$\not\approx$	<code>\nprecsim</code>	$\not\approx$	<code>\precnapprox</code>
$\not\DashV$	<code>\nDashV</code>	$\not\sim$	<code>\nsim</code>	$\not\approx$	<code>\precneq</code>
$\not\DashVv$	<code>\nDashVv</code>	$\not\approx$	<code>\nsimeq</code>	$\not\approx$	<code>\precnsim</code>
$\not\neq$	<code>\neq</code>	$\not\approx$	<code>\nsucc</code>	$\not\approx$	<code>\succnapprox</code>
$\not\asymp$	<code>\notasympt</code>	$\not\approx$	<code>\nsuccapprox</code>	$\not\approx$	<code>\succneq</code>
$\not\divides$	<code>\notdivides</code>	$\not\approx$	<code>\nsucccurlyeq</code>	$\not\approx$	<code>\succnsim</code>
$\not\equiv$	<code>\notequiv</code>	$\not\approx$	<code>\nsucceq</code>		
		$\not\approx$	<code>\nsucssim</code>		

The `\changenotsign` command toggles the behavior of `\not` to produce either a vertical or a diagonal slash through a binary operator. Thus, “ $\$a \not= b\$$ ” can be made to produce either “ $a \nmid b$ ” or “ $a \neq b$ ”.

TABLE 63: trsym Binary Relations

$\bullet \circ$	<code>\InversTransformHoriz</code>	$\circ \bullet$	<code>\TransformHoriz</code>
$\bullet \updownarrow$	<code>\InversTransformVert</code>	$\updownarrow \bullet$	<code>\TransformVert</code>

TABLE 64: trfsigns Binary Relations

$\circ \swarrow$	<code>\dfourier</code>	$\swarrow \circ$	<code>\Dfourier</code>
$\circ \text{---}$	<code>\fourier</code>	$\text{---} \circ$	<code>\Fourier</code>
$\circ \text{---} \bullet$	<code>\laplace</code>	$\bullet \text{---} \circ$	<code>\Laplace</code>
$\circ \swarrow \bullet$	<code>\ztransf</code>	$\bullet \swarrow \circ$	<code>\Ztransf</code>

TABLE 65: Subset and Superset Relations

\sqsubset	<code>\sqsubset*</code>	\sqsupseteq	<code>\sqsupseteq</code>	\supset	<code>\supset</code>
\sqsubseteq	<code>\sqsubseteq</code>	\subset	<code>\subset</code>	\supseteq	<code>\supseteq</code>
\sqsupset	<code>\sqsupset*</code>	\subseteq	<code>\subseteq</code>		

* Not predefined in L^AT_EX 2_ε. Use one of the packages latexsym, amssymb, mathabx, txfonts, pxfonts, or wasysym.

TABLE 66: \mathcal{AMS} Subset and Superset Relations

$\not\subseteq$	<code>\nsubseteq</code>	\subseteq	<code>\subseteq</code>	\supsetneqq	<code>\supsetneqq</code>
$\not\supseteq$	<code>\nsupseteq</code>	\subsetneqq	<code>\subsetneqq</code>	\varsubsetneqq	<code>\varsubsetneqq</code>
$\not\subseteq$	<code>\nsubseteqq</code>	\subsetneqq	<code>\subsetneqq</code>	\varsubsetneqq	<code>\varsubsetneqq</code>
\sqsubset	<code>\sqsubset</code>	\Subset	<code>\Subset</code>	\varsupsetneqq	<code>\varsupsetneqq</code>
\sqsupset	<code>\sqsupset</code>	\supseteqq	<code>\supseteqq</code>	\varsupsetneqq	<code>\varsupsetneqq</code>
\Subset	<code>\Subset</code>	\supsetneqq	<code>\supsetneqq</code>		

TABLE 67: stmaryrd Subset and Superset Relations

\Subsetplus	<code>\subsetplus</code>	\supsetplus	<code>\supsetplus</code>
\Subsetpluseq	<code>\subsetpluseq</code>	\supsetpluseq	<code>\supsetpluseq</code>

TABLE 68: wasysym Subset and Superset Relations

\sqsubset	<code>\sqsubset</code>	\sqsupset	<code>\sqsupset</code>
-------------	------------------------	-------------	------------------------

TABLE 69: txfonts/pxfonts Subset and Superset Relations

$\not\subseteq$	<code>\nsubseteq</code>	$\not\supseteq$	<code>\nsupseteq</code>	$\not\Subset$	<code>\nSubset</code>
$\not\subseteq$	<code>\nsubseteqq</code>	$\not\subseteq$	<code>\nsubseteq</code>		
$\not\supseteq$	<code>\nsupseteq</code>	$\not\subseteqq$	<code>\nsubseteqq</code>		

TABLE 70: mathabx Subset and Superset Relations

\subsetneq	<code>\nsubsetneq</code>	\supsetneq	<code>\nsupsetneq</code>	\sqsupseteq	<code>\sqsupseteq</code>	\supseteq	<code>\supseteq</code>
\Subset	<code>\nsubset</code>	\Supset	<code>\nsupset</code>	\sqsupseteqq	<code>\sqsupseteqq</code>	\supseteqq	<code>\supseteqq</code>
\subsetneqq	<code>\nsubsetneqq</code>	\supsetneqq	<code>\nsupsetneqq</code>	\sqsupsetneq	<code>\sqsupsetneq</code>	\supsetneqq	<code>\supsetneqq</code>
\sqsubsetneqq	<code>\nsubsetneqq</code>	\sqsupsetneqq	<code>\nsupsetneqq</code>	\sqsupsetneqq	<code>\sqsupsetneqq</code>	\supsetneqq	<code>\supsetneqq</code>
\subsetneq	<code>\nsubsetneq</code>	\sqsubset	<code>\sqsubset</code>	\subset	<code>\subset</code>	\varsubsetneq	<code>\varsubsetneq</code>
\Subset	<code>\nsubset</code>	\sqSubset	<code>\sqSubset</code>	\Subset	<code>\Subset</code>	\varsubsetneqq	<code>\varsubsetneqq</code>
\subsetneqq	<code>\nsubsetneqq</code>	\sqsubseteq	<code>\sqsubseteq</code>	\subseteq	<code>\subseteq</code>	\varsubsetneq	<code>\varsubsetneq</code>
\sqsubsetneqq	<code>\nsubsetneqq</code>	\sqsubseteqq	<code>\sqsubseteqq</code>	\subseteqq	<code>\subseteqq</code>	\varsubsetneqq	<code>\varsubsetneqq</code>
\subsetneqq	<code>\nsubsetneqq</code>	\sqsupsetneq	<code>\sqsupsetneq</code>	\supsetneq	<code>\supsetneq</code>	\varsubsetneq	<code>\varsubsetneq</code>
\Subset	<code>\nsubset</code>	\sqsupsetneqq	<code>\sqsupsetneqq</code>	\supsetneqq	<code>\supsetneqq</code>	\varsubsetneqq	<code>\varsubsetneqq</code>
\subsetneqq	<code>\nsubsetneqq</code>	\sqsupseteq	<code>\sqsupseteq</code>	\supseteq	<code>\supseteq</code>	\varsubsetneq	<code>\varsubsetneq</code>
\sqsubsetneqq	<code>\nsubsetneqq</code>	\sqsupseteqq	<code>\sqsupseteqq</code>	\supseteqq	<code>\supseteqq</code>	\varsubsetneqq	<code>\varsubsetneqq</code>

TABLE 71: Inequalities

\geq	<code>\geq</code>	\gg	<code>\gg</code>	\leq	<code>\leq</code>	\ll	<code>\ll</code>	\neq	<code>\neq</code>
--------	-------------------	-------	------------------	--------	-------------------	-------	------------------	--------	-------------------

TABLE 72: \mathcal{AMS} Inequalities

\gtrsim	<code>\eqslantgtr</code>	\gtrdot	<code>\gtrdot</code>	\lesseqgtr	<code>\lesseqgtr</code>	\ngeq	<code>\ngeq</code>
\lessgtr	<code>\eqslantless</code>	\gtreqless	<code>\gtreqless</code>	\lesseqqgtr	<code>\lesseqqgtr</code>	\ngeqq	<code>\ngeqq</code>
\geqq	<code>\geqq</code>	\gtreqqless	<code>\gtreqqless</code>	\lessgtr	<code>\lessgtr</code>	\ngeqslant	<code>\ngeqslant</code>
\geqslant	<code>\geqslant</code>	\gtrless	<code>\gtrless</code>	\lesssim	<code>\lesssim</code>	\ngtr	<code>\ngtr</code>
\ggg	<code>\ggg</code>	\gtrsim	<code>\gtrsim</code>	\lll	<code>\lll</code>	\nleq	<code>\nleq</code>
\gapprox	<code>\gnapprox</code>	\gvertneqq	<code>\gvertneqq</code>	\lnapprox	<code>\lnapprox</code>	\nleqq	<code>\nleqq</code>
\gneq	<code>\gneq</code>	\leqq	<code>\leqq</code>	\lneq	<code>\lneq</code>	\nleqslant	<code>\nleqslant</code>
\gneqq	<code>\gneqq</code>	\leqslant	<code>\leqslant</code>	\lneqq	<code>\lneqq</code>	\nless	<code>\nless</code>
\gnsim	<code>\gnsim</code>	\lessapprox	<code>\lessapprox</code>	\lnsim	<code>\lnsim</code>		
\gtrapprox	<code>\gtrapprox</code>	\lessdot	<code>\lessdot</code>	\lvertneqq	<code>\lvertneqq</code>		

TABLE 73: wasysym Inequalities

\gtrsim	<code>\apprge</code>	\lesssim	<code>\apprle</code>
-----------	----------------------	------------	----------------------

TABLE 74: txfonts/pxfonts Inequalities

\ngg	<code>\ngg</code>	\ngtrsim	<code>\ngtrsim</code>	\nlessim	<code>\nlessim</code>
\ngtrapprox	<code>\ngtrapprox</code>	\nlessapprox	<code>\nlessapprox</code>	\nll	<code>\nll</code>
\ngtrless	<code>\ngtrless</code>	\nlessgtr	<code>\nlessgtr</code>		

TABLE 75: mathabx Inequalities

\gtrsim	<code>\eqslantgtr</code>	\gtrsim	<code>\gtreqless</code>	\lesssim	<code>\lesssim</code>	\ntriangleright	<code>\ngtr</code>
\lessgtr	<code>\eqslantless</code>	\lessgtr	<code>\gtreqqless</code>	\ll	<code>\ll</code>	\ngtrapprox	<code>\ngtrapprox</code>
\geq	<code>\geq</code>	\gtrless	<code>\gtrless</code>	\lll	<code>\lll</code>	\ngtrsim	<code>\ngtrsim</code>
\geqq	<code>\geqq</code>	\gtrsim	<code>\gtrsim</code>	\lnapprox	<code>\lnapprox</code>	\nleq	<code>\nleq</code>
\gg	<code>\gg</code>	\gvertneqq	<code>\gvertneqq</code>	\lneq	<code>\lneq</code>	\nleqq	<code>\nleqq</code>
\ggg	<code>\ggg</code>	\leq	<code>\leq</code>	\lneqq	<code>\lneqq</code>	\nless	<code>\nless</code>
\gapprox	<code>\gapprox</code>	\leqq	<code>\leqq</code>	\lnsim	<code>\lnsim</code>	\nlessapprox	<code>\nlessapprox</code>
\gneq	<code>\gneq</code>	\lessapprox	<code>\lessapprox</code>	\lvertneqq	<code>\lvertneqq</code>	\nlesssim	<code>\nlesssim</code>
\gneqq	<code>\gneqq</code>	\lessdot	<code>\lessdot</code>	\neqslantgtr	<code>\neqslantgtr</code>	\nvareq	<code>\nvareq</code>
\gnsim	<code>\gnsim</code>	\lesseqgtr	<code>\lesseqgtr</code>	\neqslantless	<code>\neqslantless</code>	\nvarleq	<code>\nvarleq</code>
\gtrapprox	<code>\gtrapprox</code>	\lesseqqgtr	<code>\lesseqqgtr</code>	\ngeq	<code>\ngeq</code>	\vareq	<code>\vareq</code>
\gtrdot	<code>\gtrdot</code>	\lessgtr	<code>\lessgtr</code>	\ngeqq	<code>\ngeqq</code>	\varleq	<code>\varleq</code>

mathabx defines `\leqslant` and `\le` as synonyms for `\leq`, `\geqslant` and `\ge` as synonyms for `\geq`, `\nleqslant` as a synonym for `\nleq`, and `\ngeqslant` as a synonym for `\ngeq`.

TABLE 76: \mathcal{AMS} Triangle Relations

\blacktriangleleft	<code>\blacktriangleleft</code>	\ntrianglelefteq	<code>\ntrianglelefteq</code>	\trianglelefteq	<code>\trianglelefteq</code>	\vartriangleleft	<code>\vartriangleleft</code>
\blacktriangleright	<code>\blacktriangleright</code>	\ntrianglerighteq	<code>\ntrianglerighteq</code>	\trianglelefteq	<code>\trianglelefteq</code>	\vartriangleright	<code>\vartriangleright</code>
\triangleleft	<code>\triangleleft</code>	\ntrianglerighteq	<code>\ntrianglerighteq</code>	\trianglerighteq	<code>\trianglerighteq</code>		

TABLE 77: stmaryrd Triangle Relations

\trianglelefteqslant	<code>\trianglelefteqslant</code>	\trianglerighteqslant	<code>\trianglerighteqslant</code>
\ntrianglelefteqslant	<code>\ntrianglelefteqslant</code>	\ntrianglerighteqslant	<code>\ntrianglerighteqslant</code>

TABLE 78: mathabx Triangle Relations

\ntriangleleft	<code>\ntriangleleft</code>	\ntrianglerighteq	<code>\ntrianglerighteq</code>	\triangleright	<code>\triangleright</code>	\vartriangleright	<code>\vartriangleright</code>
\ntrianglelefteq	<code>\ntrianglelefteq</code>	\triangleleft	<code>\triangleleft</code>	\trianglerighteq	<code>\trianglerighteq</code>		
\ntriangleright	<code>\ntriangleright</code>	\trianglelefteq	<code>\trianglelefteq</code>	\vartriangleleft	<code>\vartriangleleft</code>		

TABLE 79: Arrows

\Downarrow	<code>\Downarrow</code>	\longleftarrow	<code>\longleftarrow</code>	\nwarrow	<code>\nwarrow</code>
\downarrow	<code>\downarrow</code>	\Longleftarrow	<code>\Longleftarrow</code>	\Rightarrow	<code>\Rightarrow</code>
\hookleftarrow	<code>\hookleftarrow</code>	\longleftrightarrow	<code>\longleftrightarrow</code>	\rightarrow	<code>\rightarrow</code>
\hookrightarrow	<code>\hookrightarrow</code>	\Longleftrightarrow	<code>\Longleftrightarrow</code>	\searrow	<code>\searrow</code>
\leadsto^*	<code>\leadsto*</code>	\longmapsto	<code>\longmapsto</code>	\swarrow	<code>\swarrow</code>
\leftarrow	<code>\leftarrow</code>	\Longrightarrow	<code>\Longrightarrow</code>	\uparrow	<code>\uparrow</code>
\Leftarrow	<code>\Leftarrow</code>	\longrightarrow	<code>\longrightarrow</code>	\Uparrow	<code>\Uparrow</code>
\Leftrightarrow	<code>\Leftrightarrow</code>	\mapsto	<code>\mapsto</code>	\updownarrow	<code>\updownarrow</code>
$\leftrightharpoonrightarrow$	<code>\leftrightharpoonrightarrow</code>	\nearrow^\dagger	<code>\nearrow^\dagger</code>	\Updownarrow	<code>\Updownarrow</code>

* Not predefined in $\text{L}^{\text{A}}\text{T}_{\text{E}}\text{X} 2_{\varepsilon}$. Use one of the packages `latexsym`, `amsfonts`, `amssymb`, `txfonts`, `pxfonts`, or `wasysym`.

† See the note beneath Table 126 for information about how to put a diagonal arrow across a mathematical expression (as in “ $\nabla \cdot \vec{B}$ ”).

TABLE 80: Harpoons

\leftharpoonrightarrow	<code>\leftharpoonrightarrow</code>	\rightharpoonrightarrow	<code>\rightharpoonrightarrow</code>	\rightleftharpoons	<code>\rightleftharpoons</code>
\leftharpoonup	<code>\leftharpoonup</code>	\rightharpoonup	<code>\rightharpoonup</code>		

TABLE 81: `textcomp` Text-mode Arrows

\downarrow	<code>\textdownarrow</code>	\rightarrow	<code>\textrightarrow</code>
\leftarrow	<code>\textleftarrow</code>	\uparrow	<code>\textuparrow</code>

TABLE 82: $\mathcal{A}\mathcal{M}\mathcal{S}$ Arrows

\circlearrowleft	<code>\circlearrowleft</code>	\leftrightsquigarrow	<code>\leftrightsquigarrow</code>	\rightleftarrows	<code>\rightleftarrows</code>
\circlearrowright	<code>\circlearrowright</code>	\leftrightsquigarrow	<code>\leftrightsquigarrow</code>	\rightrightarrows	<code>\rightrightarrows</code>
\curvearrowleft	<code>\curvearrowleft</code>	\Lleftarrow	<code>\Lleftarrow</code>	\rightsquigarrow	<code>\rightsquigarrow</code>
\curvearrowright	<code>\curvearrowright</code>	\Lleftarrow	<code>\Lleftarrow</code>	\Rsh	<code>\Rsh</code>
\dashleftarrow	<code>\dashleftarrow</code>	\looparrowleft	<code>\looparrowleft</code>	\twoheadleftarrow	<code>\twoheadleftarrow</code>
\dashrightarrow	<code>\dashrightarrow</code>	\looparrowright	<code>\looparrowright</code>	\twoheadrightarrow	<code>\twoheadrightarrow</code>
\downdownarrows	<code>\downdownarrows</code>	\Lsh	<code>\Lsh</code>	\upuparrows	<code>\upuparrows</code>
\leftarrowtail	<code>\leftarrowtail</code>	\rightarrowtail	<code>\rightarrowtail</code>		

TABLE 83: $\mathcal{A}\mathcal{M}\mathcal{S}$ Negated Arrows

\nleftarrow	<code>\nleftarrow</code>	\nleftarrow	<code>\nleftarrow</code>	\nrightarrow	<code>\nrightarrow</code>
\nleftarrow	<code>\nleftarrow</code>	\nleftarrow	<code>\nleftarrow</code>	\nrightarrow	<code>\nrightarrow</code>

TABLE 84: $\mathcal{A}\mathcal{M}\mathcal{S}$ Harpoons

\downharpoonleft	\Leftarrow	\leftrightharpoons	\upharpoonleft
\downharpoonright	\Rrightarrow	\rightleftharpoons	\upharpoonright

TABLE 85: `stmaryrd` Arrows

\leftarrowtriangle	\Mapsfrom	\shortleftarrow
\leftrightharpoon	\mapsfrom	\shortrightarrow
$\leftrightharpoontriangle$	\Mapsto	\shortuparrow
\lightning	\nrightarrow	\ssearrow
\Longmapsfrom	\nnwarrow	\swarrow
\longmapsfrom	\rightarrowtriangle	
\Longmapsto	\shortdownarrow	

TABLE 86: `txfonts/pxfonts` Arrows

\boxdotleft	\circrightarrow	\diamondleft
\boxdotleft	\circleleft	\diamondright
\boxdotright	\circcleright	\diamondright
\boxdotright	\dashleftarrow	\leftsquigarrow
\boxleft	\diamonddotleft	\nearrow
\boxleft	\diamonddotleft	\nwarrow
\boxright	\diamonddotright	\Rightarrow
\boxright	\diamonddotright	\searrow
\circleddotleft	\diamondleft	\swarrow

TABLE 87: `mathabx` Arrows

\circlearrowleft	\leftarrow	\nwarrow
\circlearrowright	\leftleftarrows	\restriction
\curvearrowleft	\leftrightarrows	\rightarrow
\curvearrowleft	\leftrightsquigarrow	\rightleftarrows
\curvearrowright	\leftsquigarrow	\rightrightarrows
\curvearrowright	\lefttorightarrow	\rightsquigarrow
\curvearrowright	\looparrowleft	\righttoleftarrow
\dsh	\looparrowright	\Rsh
\downdownarrows	\looparrowleft	\searrow
\downtouparrow	\looparrowright	\swarrow
\downuparrows	\Lsh	\updownarrows
\drsh	\nearrow	\uptodownarrow
		\upuparrows

TABLE 88: `mathabx` Negated Arrows

\nLeftarrow	\nleftrightarrow	\nrightarrow
\leftarrow	\nLeftarrow	\nrightarrow

TABLE 89: mathabx Harpoons

\leftrightharpoons	<code>\barleftharpoon</code>	\leftarrow	<code>\leftharpoonup</code>	\rightleftharpoons	<code>\rightleftharpoons</code>
\rightrightarrows	<code>\barrightharpoon</code>	\Leftrightarrow	<code>\leftleftharpoons</code>	\Rightarrow	<code>\rightrightarrows</code>
\Downarrow	<code>\downdownharpoons</code>	\leftrightarrow	<code>\lefttrightharpoon</code>	\Downarrow	<code>\updownharpoons</code>
\Downarrow	<code>\downharpoonleft</code>	\Leftrightarrow	<code>\lefttrightharpoons</code>	\Uparrow	<code>\upharpoonleft</code>
\Downarrow	<code>\downharpoonright</code>	\Rightarrow	<code>\rightbarharpoon</code>	\Uparrow	<code>\upharpoonright</code>
\Downarrow	<code>\downupharpoons</code>	\rightarrow	<code>\rightharpoondown</code>	\Uparrow	<code>\upupharpoons</code>
\Leftrightarrow	<code>\leftbarharpoon</code>	\rightarrow	<code>\rightharpoonup</code>		
\leftarrow	<code>\leftharpoondown</code>	\leftrightarrow	<code>\rightleftharpoon</code>		

TABLE 90: chemarrow Arrows

\rightarrow `\chemarrow`

TABLE 91: usly Contradiction Symbols

\blitz `\blitza` \blitz `\blitzb` \blitz `\blitzc` \blitz `\blitzd` \blitz `\blitze`

TABLE 92: Extension Characters

$\bar{-}$ `\relbar` $\bar{=}$ `\Relbar`

TABLE 93: stmaryrd Extension Characters

$\not\rightarrow$ `\Arrownot` \mapsto `\Mapsfromchar` \mapsto `\Mapstochar`
 $\not\rightarrow$ `\arrownot` \mapsto `\mapsfromchar`

TABLE 94: txfonts/pxfonts Extension Characters

\Mmapsto `\Mappedfromchar` \Mmapsto `\Mmappedfromchar` \Mmapsto `\Mmapstochar`
 \mmapsto `\mappedfromchar` \mmapsto `\mmappedfromchar` \mmapsto `\mmapstochar`

TABLE 95: mathabx Extension Characters

\mapsto `\mapsfromchar` \mapsto `\mapstochar`
 \Mapsto `\Mapsfromchar` \Mapsto `\Mapstochar`

TABLE 96: Log-like Symbols

<code>\arccos</code>	<code>\cos</code>	<code>\csc</code>	<code>\exp</code>	<code>\ker</code>	<code>\limsup</code>	<code>\min</code>	<code>\sinh</code>
<code>\arcsin</code>	<code>\cosh</code>	<code>\deg</code>	<code>\gcd</code>	<code>\lg</code>	<code>\ln</code>	<code>\Pr</code>	<code>\sup</code>
<code>\arctan</code>	<code>\cot</code>	<code>\det</code>	<code>\hom</code>	<code>\lim</code>	<code>\log</code>	<code>\sec</code>	<code>\tan</code>
<code>\arg</code>	<code>\coth</code>	<code>\dim</code>	<code>\inf</code>	<code>\liminf</code>	<code>\max</code>	<code>\sin</code>	<code>\tanh</code>

Calling the above “symbols” may be a bit misleading.¹ Each log-like symbol merely produces the eponymous textual equivalent, but with proper surrounding spacing. See Section 7.3 for more information about log-like symbols. As `\bmod` and `\pmod` are arguably not symbols we refer the reader to the Short Math Guide for L^AT_EX [Dow00] for samples.

TABLE 97: \mathcal{AMS} Log-like Symbols

<code>injlim</code>	<code>\injlim</code>	\varinjlim	<code>\varinjlim</code>	\varinjlim	<code>\varlimsup</code>
<code>projlim</code>	<code>\projlim</code>	\varprojlim	<code>\varprojlim</code>	\varprojlim	<code>\varliminf</code>

Load the `amsmath` package to get these symbols. See Section 7.3 for some additional comments regarding log-like symbols. As `\mod` and `\pod` are arguably not symbols we refer the reader to the Short Math Guide for L^AT_EX [Dow00] for samples.

TABLE 98: Greek Letters

α	<code>\alpha</code>	θ	<code>\theta</code>	o	<code>o</code>	τ	<code>\tau</code>
β	<code>\beta</code>	ϑ	<code>\vartheta</code>	π	<code>\pi</code>	v	<code>\upsilon</code>
γ	<code>\gamma</code>	ι	<code>\iota</code>	ϖ	<code>\varpi</code>	ϕ	<code>\phi</code>
δ	<code>\delta</code>	κ	<code>\kappa</code>	ρ	<code>\rho</code>	φ	<code>\varphi</code>
ϵ	<code>\epsilon</code>	λ	<code>\lambda</code>	ϱ	<code>\varrho</code>	χ	<code>\chi</code>
ε	<code>\varepsilon</code>	μ	<code>\mu</code>	σ	<code>\sigma</code>	ψ	<code>\psi</code>
ζ	<code>\zeta</code>	ν	<code>\nu</code>	ς	<code>\varsigma</code>	ω	<code>\omega</code>
η	<code>\eta</code>	ξ	<code>\xi</code>				
Γ	<code>\Gamma</code>	Λ	<code>\Lambda</code>	Σ	<code>\Sigma</code>	Ψ	<code>\Psi</code>
Δ	<code>\Delta</code>	Ξ	<code>\Xi</code>	Υ	<code>\Upsilon</code>	Ω	<code>\Omega</code>
Θ	<code>\Theta</code>	Π	<code>\Pi</code>	Φ	<code>\Phi</code>		

The remaining Greek majuscules can be produced with ordinary Latin letters. The symbol “M”, for instance, is used for both an uppercase “m” and an uppercase “ μ ”. See Section 7.4 for examples of how to produce bold Greek letters.

TABLE 99: \mathcal{AMS} Greek Letters

<code>F</code>	<code>\digamma</code>	κ	<code>\varkappa</code>
----------------	-----------------------	----------	------------------------

¹Michael J. Downes prefers the more general term, “atomic math objects”.

TABLE 100: txfonts/pxfonts Upright Greek Letters

α	<code>\alphaup</code>	θ	<code>\thetaaup</code>	π	<code>\piup</code>	ϕ	<code>\phiiup</code>
β	<code>\betaaup</code>	ϑ	<code>\varthetaaup</code>	ϖ	<code>\varpiup</code>	φ	<code>\varphiiup</code>
γ	<code>\gammaaup</code>	ι	<code>\iotaaup</code>	ρ	<code>\rhooup</code>	χ	<code>\chiup</code>
δ	<code>\deltaaup</code>	κ	<code>\kappaaup</code>	ϱ	<code>\varrhooup</code>	ψ	<code>\psiup</code>
ϵ	<code>\epsilonup</code>	λ	<code>\lambdaaup</code>	σ	<code>\sigmaup</code>	ω	<code>\omegaup</code>
ε	<code>\varepsilonup</code>	μ	<code>\muup</code>	ς	<code>\varsigmaup</code>		
ζ	<code>\zetaaup</code>	ν	<code>\nuup</code>	τ	<code>\tauaup</code>		
η	<code>\etaaup</code>	ξ	<code>\xiup</code>	υ	<code>\upsilonup</code>		

TABLE 101: upgreek Upright Greek Letters

α	<code>\upalpha</code>	θ	<code>\uptheta</code>	π	<code>\uppi</code>	ϕ	<code>\upphi</code>
β	<code>\upbeta</code>	ϑ	<code>\upvartheta</code>	ϖ	<code>\upvarpi</code>	φ	<code>\upvarphi</code>
γ	<code>\upgamma</code>	ι	<code>\upiota</code>	ρ	<code>\uprho</code>	χ	<code>\upchi</code>
δ	<code>\updelta</code>	κ	<code>\upkappa</code>	ϱ	<code>\upvarrho</code>	ψ	<code>\uppsi</code>
ϵ	<code>\upepsilon</code>	λ	<code>\uplambda</code>	σ	<code>\upsigma</code>	ω	<code>\upomega</code>
ε	<code>\upvarepsilon</code>	μ	<code>\upmu</code>	ς	<code>\upvarsigma</code>		
ζ	<code>\upzeta</code>	ν	<code>\upnu</code>	τ	<code>\uptau</code>		
η	<code>\upeta</code>	ξ	<code>\upxi</code>	υ	<code>\upupsilon</code>		
Γ	<code>\Upgamma</code>	Λ	<code>\Uplambda</code>	Σ	<code>\Upsilonsigma</code>	Ψ	<code>\Uppsi</code>
Δ	<code>\Updelta</code>	Ξ	<code>\Upxi</code>	Υ	<code>\Upupsilon</code>	Ω	<code>\Upomega</code>
Θ	<code>\Uptheta</code>	Π	<code>\Uppi</code>	Φ	<code>\Upphi</code>		

upgreek utilizes upright Greek characters from either the PostScript Symbol font (depicted above) or Euler Roman. As a result, the glyphs may appear slightly different from the above. Contrast, for example, “ $\Gamma\Delta\Theta\alpha\beta\gamma$ ” (Symbol) with “ $\Gamma\Delta\Theta\alpha\beta\gamma$ ” (Euler).

TABLE 102: txfonts/pxfonts Variant Latin Letters

g	<code>\varg</code>	v	<code>\varv</code>	w	<code>\varw</code>	y	<code>\vary</code>
-----	--------------------	-----	--------------------	-----	--------------------	-----	--------------------

Pass the `varg` option to txfonts/pxfonts to replace g , v , w , and y with g , v , w , and y in every mathematical expression in your document.

TABLE 103: \mathcal{AMS} Hebrew Letters

\beth	<code>\beth</code>	\gimel	<code>\gimel</code>	\daleth	<code>\daleth</code>
---------	--------------------	----------	---------------------	-----------	----------------------

`\aleph` appears in Table 145 on page 46.

TABLE 104: Letter-like Symbols

\perp	<code>\bot</code>	\forall	<code>\forall</code>	\imath	<code>\imath</code>	\ni	<code>\ni</code>	\top	<code>\top</code>
ℓ	<code>\ell</code>	\hbar	<code>\hbar</code>	\in	<code>\in</code>	∂	<code>\partial</code>	\wp	<code>\wp</code>
\exists	<code>\exists</code>	\Im	<code>\Im</code>	\jmath	<code>\jmath</code>	\Re	<code>\Re</code>		

TABLE 105: $\mathcal{A}\mathcal{M}\mathcal{S}$ Letter-like Symbols

\mathbb{k}	<code>\Bbbk</code>	\complement	<code>\complement</code>	\hbar	<code>\hbar</code>
\textcircled{R}	<code>\circledR</code>	\Finv	<code>\Finv</code>	\hslash	<code>\hslash</code>
\textcircled{S}	<code>\circledS</code>	\Game	<code>\Game</code>	\nexists	<code>\nexists</code>

TABLE 106: txfonts/pxfonts Letter-like Symbols

\mathfrak{C}	<code>\mathcent</code>	\mathfrak{L}	<code>\mathsterling*</code>	\notin	<code>\notin</code>	\notni	<code>\notni</code>
----------------	------------------------	----------------	-----------------------------	----------	---------------------	----------	---------------------

* It's generally preferable to use the corresponding symbol from Table 3 on page 8 because the symbols in that table work properly in both text mode and math mode.

TABLE 107: mathabx Letter-like Symbols

$\bar{\in}$	<code>\barin</code>	\in	<code>\in</code>	\nexists	<code>\nexists</code>	\notin	<code>\notin</code>	\varnotin	<code>\varnotin</code>
\complement	<code>\complement</code>	\nexists	<code>\nexists</code>	\owns	<code>\owns</code>	\ownsbar	<code>\ownsbar</code>	\varnotin	<code>\varnotin</code>
\exists	<code>\exists</code>	\notbot	<code>\notbot</code>	\ownsbar	<code>\ownsbar</code>	∂	<code>\partial</code>	∂	<code>\partial</code>
\Finv	<code>\Finv</code>	\notin	<code>\notin</code>	∂	<code>\partial</code>	∂	<code>\partial</code>	∂	<code>\partial</code>
\Game	<code>\Game</code>	\notowner	<code>\notowner</code>	∂	<code>\partial</code>	∂	<code>\partial</code>	∂	<code>\partial</code>

TABLE 108: trfsigns Letter-like Symbols

e	<code>\e</code>	j	<code>\im</code>
-----	-----------------	-----	------------------

TABLE 109: $\mathcal{A}\mathcal{M}\mathcal{S}$ Delimiters

\ulcorner	<code>\ulcorner</code>	\urcorner	<code>\urcorner</code>
\llcorner	<code>\llcorner</code>	\lrcorner	<code>\lrcorner</code>

TABLE 110: stmaryrd Delimiters

\Lbag	<code>\Lbag</code>	\Rbag	<code>\Rbag</code>	\lbag	<code>\lbag</code>	\rbag	<code>\rbag</code>
\lceil	<code>\lceil</code>	\rceil	<code>\rceil</code>	\lfloor	<code>\lfloor</code>	\rfloor	<code>\rfloor</code>
\llparenthesis	<code>\llparenthesis</code>	\rrparenthesis	<code>\rrparenthesis</code>				

TABLE 111: mathabx Delimiters

\lrcorner	<code>\lrcorner</code>	\urcorner	<code>\urcorner</code>
\ulcorner	<code>\ulcorner</code>	\lrcorner	<code>\lrcorner</code>
\llcorner	<code>\llcorner</code>	\lrcorner	<code>\lrcorner</code>

TABLE 112: nath Delimiters

\lfloor `\niv` \lrcorner `\vin`

TABLE 113: Variable-sized Delimiters

\downarrow	\Downarrow	<code>\downarrow</code>	\Downarrow	<code>\Downarrow</code>	$[$	$[$	$[$	$]$	$]$	$]$
\langle	\rangle	<code>\langle</code>	\rangle	<code>\rangle</code>	$ $	$ $	$ ^*$	$\ $	$\ $	<code>\ </code>
\lceil	\rceil	<code>\lceil</code>	\rceil	<code>\rceil</code>	\uparrow	\uparrow	<code>\uparrow</code>	\Uparrow	\Uparrow	<code>\Uparrow</code>
\lfloor	\rfloor	<code>\lfloor</code>	\rfloor	<code>\rfloor</code>	\updownarrow	\updownarrow	<code>\updownarrow</code>	\Updownarrow	\Updownarrow	<code>\Updownarrow</code>
$($	$)$	<code>(</code>	$)$	<code>)</code>	$\{$	$\{$	<code>\{</code>	$\}$	$\}$	<code>\}</code>
$/$	\backslash	<code>/</code>	\backslash	<code>\backslash</code>						

When used with `\left` and `\right`, these symbols expand to the height of the enclosed math expression. Note that `\vert` is a synonym for `|`, and `\Vert` is a synonym for `\|`.

* ε -TeX provides a `\middle` analogue to `\left` and `\right` that can be used to make an internal “|” (often used to indicate “evaluated at”) expand to the height of the surrounding `\left` and `\right` symbols. A similar effect can be achieved in conventional L^AT_EX using the `braket` package.

TABLE 114: Large, Variable-sized Delimiters

\int	\int	<code>\lmoustache</code>	$\}$	$\}$	<code>\rmoustache</code>	$($	$($	$($	$)$	$)$	<code>\rgroup</code>
$ $	$ $	<code>\arrowvert</code>	$\ $	$\ $	<code>\Arrowvert</code>	$ $	$ $	$ $			<code>\bracevert</code>

These symbols *must* be used with `\left` and `\right`. The `mathabx` package, however, redefines `\lgroup` and `\rgroup` so that those symbols can work without `\left` and `\right`.

TABLE 115: \mathcal{AMS} Variable-sized Delimiters

		<code>\lvert</code>			<code>\rvert</code>
		<code>\lVert</code>			<code>\rVert</code>

According to the `amsmath` documentation [AMS99], the preceding symbols are intended to be used as delimiters (e.g., as in “ $| - z |$ ”) while the `\vert` and `\Vert` symbols (Table 113 on the previous page) are intended to be used as operators (e.g., as in “ $p|q$ ”).

TABLE 116: `stmaryd` Variable-sized Delimiters

⌈	⌈	<code>\llbracket</code>	⌋	⌋	<code>\rrbracket</code>
---	---	-------------------------	---	---	-------------------------

TABLE 117: `mathabx` Variable-sized Delimiters

⌈	⌈	<code>\lbbbrack</code>	⌋	⌋	<code>\rbbbrack</code>
⌘	⌘	<code>\lfilet</code>	⌘	⌘	<code>\rfilet</code>
		<code>\thickvert</code>			<code>\vvvert</code>

TABLE 118: `nath` Variable-sized Delimiters (Double)

⟨⟨	⟨⟨	<code>\lAngle</code>	⟩⟩	⟩⟩	<code>\rAngle</code>
⌈⌈	⌈⌈	<code>\lBrack</code>	⌋⌋	⌋⌋	<code>\rBrack</code>
⌈⌈	⌈⌈	<code>\lCeil</code>	⌋⌋	⌋⌋	<code>\rCeil</code>
⌈⌈	⌈⌈	<code>\lFloor</code>	⌋⌋	⌋⌋	<code>\rFloor</code>
		<code>\lVert*</code>			<code>\rVert*</code>

* `nath` redefines all of the above to include implicit `\left` and `\right` commands. Hence, separate `\lVert` and `\rVert` commands are needed to disambiguate whether “|” is a left or right delimiter.

All of the symbols in Table 118 can also be expressed using the `\double` macro. See the `nath` documentation for examples and additional information.

TABLE 119: `nath` Variable-sized Delimiters (Triple)

\lll	\lll	<code>\triple<</code>	\ggg	\ggg	<code>\triple></code>
\lll	\lll	<code>\triple[</code>	\lll	\lll	<code>\triple]</code>
\lll	\lll	<code>\ltriple *</code>	\lll	\lll	<code>\rtriple *</code>

* Similar to `\lVert` and `\rVert` in Table 118, `\ltriple` and `\rtriple` must be used instead of `\triple` to disambiguate whether “|” is a left or right delimiter.

Note that `\triple`—and the corresponding `\double`—is actually a macro that takes a delimiter as an argument.

TABLE 120: `textcomp` Text-mode Delimiters

\langle	<code>\textlangle</code>	\rangle	<code>\textrangle</code>
\lll	<code>\textlbrackdbl</code>	\lll	<code>\textrbrackdbl</code>
$\{$	<code>\textlquill</code>	$\}$	<code>\textrquill</code>

TABLE 121: `metre` Text-mode Delimiters

$\}$	<code>\alad</code>	$\}$	<code>\Alad</code>	\dagger	<code>\crux</code>	\dagger	<code>\Crux</code>
$\{$	<code>\alas</code>	$\{$	<code>\Alas</code>	\lll	<code>\quadrad</code>	\lll	<code>\Quadrad</code>
\rangle	<code>\angud</code>	\rangle	<code>\Angud</code>	\lll	<code>\quadras</code>	\lll	<code>\Quadras</code>
\langle	<code>\angus</code>	\langle	<code>\Angus</code>				

TABLE 122: Math-mode Accents

\acute{a}	<code>\acute{a}</code>	\check{a}	<code>\check{a}</code>	\grave{a}	<code>\grave{a}</code>	\tilde{a}	<code>\tilde{a}</code>
\bar{a}	<code>\bar{a}</code>	\ddot{a}	<code>\ddot{a}</code>	\hat{a}	<code>\hat{a}</code>	\vec{a}	<code>\vec{a}</code>
\breve{a}	<code>\breve{a}</code>	\dot{a}	<code>\dot{a}</code>	\mathring{a}	<code>\mathring{a}</code>		

Also note the existence of `\imath` and `\jmath`, which produce dotless versions of “*i*” and “*j*”. (See Table 145 on page 46.) These are useful when the accent is supposed to replace the dot. For example, “`\hat{\imath}`” produces a correct “*i*”, while “`\hat{i}`” would yield the rather odd-looking “ \hat{i} ”.

TABLE 123: `AMS` Math-mode Accents

\dddot{a}	<code>\dddot{a}</code>	\ddddot{a}	<code>\ddddot{a}</code>
-------------	------------------------	--------------	-------------------------

These accents are also provided by the `mathabx` package.

TABLE 124: yhmath Math-mode Accents

 \hat{a} `\ring{a}`

This symbol is largely obsolete, as standard L^AT_EX 2_ε has supported `\mathring` since June, 1998 [L^AT98].

TABLE 125: trfsigns Math-mode Accents

 \overleftarrow{a} `\dft{a}` \overrightarrow{a} `\DFT{a}`

The above are a sort of “reverse accent” in that the argument text serves as a subscript to the transform line.

TABLE 126: Extensible Accents

\widetilde{abc}	<code>\widetilde{abc}</code> *	\widehat{abc}	<code>\widehat{abc}</code> *
\overleftarrow{abc}	<code>\overleftarrow{abc}</code> †	\overrightarrow{abc}	<code>\overrightarrow{abc}</code> †
\overline{abc}	<code>\overline{abc}</code>	\underline{abc}	<code>\underline{abc}</code>
\overbrace{abc}	<code>\overbrace{abc}</code>	\underbrace{abc}	<code>\underbrace{abc}</code>
\sqrt{abc}	<code>\sqrt{abc}</code> ‡		

As demonstrated in a 1997 TUGboat article about typesetting long-division problems [Gib97], an extensible long-division sign (“ \overline{abc} ”) can be faked by putting a “`\big`” in a `tabular` environment with an `\hline` or `\cline` in the preceding row. The article also presents a piece of code (uploaded to CTAN as `longdiv.tex`) that automatically solves and typesets—by putting an `\overline` atop “`\big`” and the desired text—long-division problems. See also the `polynom` package, which automatically solves and typesets polynomial-division problems in a similar manner.

* Made more extensible by the `yhmath` package.

† If you’re looking for an extensible *diagonal* line or arrow to be used for canceling or reducing mathematical subexpressions (e.g., “ $x + \cancel{-x}$ ” or “ $3 + 2^{\cancel{5}}$ ”) then consider using the `cancel` package.

‡ With an optional argument, `\sqrt` typesets *nth* roots. For example, “`\sqrt[3]{abc}`” produces “ $\sqrt[3]{abc}$ ” and “`\sqrt[n]{abc}`” produces “ $\sqrt[n]{abc}$ ”.

TABLE 127: overrightarrow Extensible Accents

 \overrightarrow{abc} `\Overrightarrow{abc}`

TABLE 132: chemarrow Extensible Accents

$\xleftarrow{\text{abc}}$ def	<code>\autoleftarrow{abc}{def}</code>	$\xrightarrow{\text{abc}}$ def	<code>\autorightarrow{abc}{def}</code>
$\xleftrightarrow{\text{abc}}$ def	<code>\autoleftrightharpoons{abc}{def}</code>	$\xrightleftharpoons{\text{abc}}$ def	<code>\autorightleftharpoons{abc}{def}</code>

These symbols are all “reverse accents” in that the two arguments serve, respectively, as a superscript and a subscript to the arrows.

In addition to the symbols shown above, `chemarrow` also provides `\larrowfill`, `\rarrowfill`, `\leftrightharpoonsfill`, and `\rightleftharpoonsfill` macros. Each of these takes a length argument and produces an arrow of the specified length.

TABLE 133: mathabx Extensible Accents

\overbrace{abc}	<code>\overbrace{abc}</code>	\bar{abc}	<code>\widebar{abc}</code>
\overgroup{abc}	<code>\overgroup{abc}</code>	\check{abc}	<code>\widecheck{abc}</code>
\underbrace{abc}	<code>\underbrace{abc}</code>	\wideparen{abc}	<code>\wideparen{abc}</code>
\undergroup{abc}	<code>\undergroup{abc}</code>	$\overset{\circ}{abc}$	<code>\widering{abc}</code>
\widearrow{abc}	<code>\widearrow{abc}</code>		

The braces shown for `\overbrace` and `\underbrace` appear in their minimum size. They can expand arbitrarily wide, however.

TABLE 134: esvect Extensible Accents

\overrightarrow{abc}	<code>\vv{abc}</code> with package option a
\overrightarrow{abc}	<code>\vv{abc}</code> with package option b
\overrightarrow{abc}	<code>\vv{abc}</code> with package option c
\overrightarrow{abc}	<code>\vv{abc}</code> with package option d
\overrightarrow{abc}	<code>\vv{abc}</code> with package option e
\overrightarrow{abc}	<code>\vv{abc}</code> with package option f
\overrightarrow{abc}	<code>\vv{abc}</code> with package option g
\overrightarrow{abc}	<code>\vv{abc}</code> with package option h

`esvect` also defines a `\vv*` macro which is used to typeset arrows over vector variables with subscripts. See the `esvect` documentation for more information.

TABLE 135: undertilde Extensible Accents

\underline{abc} `\utilde{abc}`

Because `\utilde` is based on `\widetilde` it is also made more extensible by the `yhmath` package.

TABLE 136: extarrows Extensible Accents

\overleftrightarrow{abc}	<code>\xLeftrightarrow{abc}</code>	\overleftarrow{abc}	<code>\xLongleftarrow{abc}</code>
\overrightarrow{abc}	<code>\xRrightarrow{abc}</code>	\overlongleftarrow{abc}	<code>\xlongleftarrow{abc}</code>
\overlongequal{abc}	<code>\xlongequal{abc}</code>	\overrightarrow{abc}	<code>\xLongrightarrow{abc}</code>
\overleftarrow{abc}	<code>\xLongleftarrow{abc}</code>	\overrightarrow{abc}	<code>\xlongrightarrow{abc}</code>
\overleftarrow{abc}	<code>\xlongleftarrow{abc}</code>		

The above are a sort of “reverse accent” in that the argument text serves as a superscript to the arrow. In addition, the optional first argument (not shown) serves as a subscript to the arrow.

TABLE 137: holtpolt Non-commutative Division Symbols

$\overline{\frac{abc}{def}}$	<code>\holter{abc}{def}</code>	$\overleftarrow{\frac{abc}{def}}$	<code>\polder{abc}{def}</code>
------------------------------	--------------------------------	-----------------------------------	--------------------------------

TABLE 138: Dots

\cdot	<code>\cdotp</code>	$:$	<code>\colon*</code>	\cdot	<code>\ldotp</code>	\vdots	<code>\vdotst</code> [†]
\dots	<code>\cdots</code>	\ddots	<code>\ddotst</code> [†]	\dots	<code>\ldots</code>		

* While “:” is valid in math mode, `\colon` uses different surrounding spacing. See Section 7.3 and the Short Math Guide for L^AT_EX [Dow00] for more information on math-mode spacing.

† The `mathdots` package redefines `\ddots` and `\vdots` to make them scale properly with font size. (They normally scale horizontally but not vertically.) `\fixedddots` and `\fixedvdots` provide the original, fixed-height functionality of L^AT_EX 2_ε’s `\ddots` and `\vdots` macros.

TABLE 139: \mathcal{AMS} Dots

\dots	<code>\dotsb</code>	\dots	<code>\dotsi</code>	\dots	<code>\dotso</code>
\dots	<code>\dotsc</code>	\dots	<code>\dotsm</code>		

The \mathcal{AMS} dot symbols are named according to their intended usage: `\dotsb` between pairs of binary operators/relations, `\dotsc` between pairs of commas, `\dotsi` between pairs of integrals, `\dotsm` between pairs of multiplication signs, and `\dotso` between other symbol pairs.

TABLE 140: mathdots Dots

\ddots	<code>\iddots</code>
----------	----------------------

TABLE 141: yhmath Dots

\dotscdots	<code>\adots</code>
--------------	---------------------

TABLE 142: mathcomp Math Symbols

$^{\circ}\text{C}$	<code>\tccentigrade</code>	Ω	<code>\tcohm</code>	$\%$	<code>\tcpertousand</code>
μ	<code>\tcmu</code>	‰	<code>\tcpertenthousand</code>		

TABLE 143: mathabx Mayan Digits

$\textcircled{0}$	<code>\maya{0}</code>	:	<code>\maya{2}</code>	:	<code>\maya{4}</code>
\cdot	<code>\maya{1}</code>	:	<code>\maya{3}</code>	:	<code>\maya{5}</code>

TABLE 144: marvosym Math Symbols

0	<code>\MVZero</code>	2	<code>\MVTwo</code>	4	<code>\MVFfour</code>	6	<code>\MVSix</code>	8	<code>\MVEight</code>
1	<code>\MVOne</code>	3	<code>\MVThree</code>	5	<code>\MVFive</code>	7	<code>\MVSeven</code>	9	<code>\MVNine</code>
\sphericalangle	<code>\Anglesign</code>	\cdot	<code>\Squaredot</code>	$\vec{}$	<code>\Vectorarrowhigh</code>				
\cong	<code>\Corresponds</code>	$\vec{}$	<code>\Vectorarrow</code>						

TABLE 145: Miscellaneous L^AT_EX 2_ε Math Symbols

\aleph	<code>\aleph</code>	\diamond	<code>\Diamond*</code>	∞	<code>\infty</code>	$'$	<code>\prime</code>
\sphericalangle	<code>\angle</code>	\diamond	<code>\diamondsuit</code>	\cup	<code>\mho*</code>	\sharp	<code>\sharp</code>
\backslash	<code>\backslash</code>	\emptyset	<code>\emptyset†</code>	∇	<code>\nabla</code>	\spadesuit	<code>\spadesuit</code>
\square	<code>\Box*,†</code>	\flat	<code>\flat</code>	\natural	<code>\natural</code>	\surd	<code>\surd</code>
\clubsuit	<code>\clubsuit</code>	\heartsuit	<code>\heartsuit</code>	\neg	<code>\neg</code>	\triangle	<code>\triangle</code>

* Not predefined in L^AT_EX 2_ε. Use one of the packages `latexsym`, `amsfonts`, `amssymb`, `txfonts`, `pxfonts`, or `wasysym`.

† To use `\Box`—or any other symbol—as an end-of-proof (Q.E.D.) marker, consider using the `ntheorem` package, which properly juxtaposes a symbol with the end of the proof text.

‡ Many people prefer the look of $\mathcal{A}\mathcal{M}\mathcal{S}$'s `\varnothing` (Table 146) to that of L^AT_EX's `\emptyset`.

TABLE 146: Miscellaneous $\mathcal{A}\mathcal{M}\mathcal{S}$ Math Symbols

\sphericalangle	<code>\angle</code>	\blacktriangledown	<code>\blacktriangledown</code>	\cup	<code>\mho</code>
\backprime	<code>\backprime</code>	\diagdown	<code>\diagdown</code>	\sphericalangle	<code>\sphericalangle</code>
\bigstar	<code>\bigstar</code>	\diagup	<code>\diagup</code>	\square	<code>\square</code>
\blacklozenge	<code>\blacklozenge</code>	\eth	<code>\eth</code>	\blacktriangledown	<code>\blacktriangledown</code>
\blacksquare	<code>\blacksquare</code>	\lozenge	<code>\lozenge</code>	\varnothing	<code>\varnothing</code>
\blacktriangle	<code>\blacktriangle</code>	\measuredangle	<code>\measuredangle</code>	\vartriangle	<code>\vartriangle</code>

TABLE 147: Miscellaneous `wasysym` Math Symbols

\square	<code>\Box</code>	\cup	<code>\mho*</code>	\therefore	<code>\wasytherefore</code>
\diamond	<code>\Diamond</code>	\sphericalangle	<code>\varangle</code>		

* `wasysym` also defines an `\agem0` symbol, which is the same glyph as `\mho` but is intended for use in text mode.

TABLE 148: Miscellaneous `txfonts`/`pxfonts` Math Symbols

\blacklozenge	<code>\Diamondblack</code>	λ	<code>\lambdaaslash</code>	\heartsuit	<code>\varheartsuit</code>
\diamond	<code>\Diamonddot</code>	\clubsuit	<code>\varclubsuit</code>	\spadesuit	<code>\varspadesuit</code>
λ	<code>\lambdaabar</code>	\blacklozenge	<code>\vardiamondsuit</code>		

TABLE 149: Miscellaneous `mathabx` Math Symbols

\circ	<code>\degree</code>	\fourth	<code>\fourth</code>	\measuredangle	<code>\measuredangle</code>	\second	<code>\second</code>
\diagdown	<code>\diagdown</code>	\hash	<code>\hash</code>	\pitchfork	<code>\pitchfork</code>	\sphericalangle	<code>\sphericalangle</code>
\diagup	<code>\diagup</code>	∞	<code>\infty</code>	\propto	<code>\propto</code>	\third	<code>\third</code>
\oslash	<code>\diameter</code>	\leftthreetimes	<code>\leftthreetimes</code>	\rightthreetimes	<code>\rightthreetimes</code>	\varhash	<code>\varhash</code>

TABLE 150: Miscellaneous textcomp Text-mode Math Symbols

°	<code>\textdegree*</code>	$\frac{1}{2}$	<code>\textonehalf†</code>	$\frac{3}{4}$	<code>\textthreequarters†</code>
÷	<code>\textdiv</code>	$\frac{1}{4}$	<code>\textonequarter†</code>	³	<code>\textthreesuperior</code>
/	<code>\textfractionsolidus</code>	¹	<code>\textonesuperior</code>	×	<code>\texttimes</code>
¬	<code>\textlnot</code>	±	<code>\textpm</code>	²	<code>\texttwosuperior</code>
–	<code>\textminus</code>	√	<code>\textsurd</code>		

* If you prefer a larger degree symbol you might consider defining one as “`\ensuremath{\^{\circ}}`” (“°”).

† `nicefrac` (part of the `units` package) can be used to construct vulgar fractions like “1/2”, “1/4”, “3/4”, and even “c/o”.

TABLE 151: Math Alphabets

Font sample	Generating command	Required package
ABCdef123	<code>\mathrm{ABCdef123}</code>	<i>none</i>
<i>ABCdef123</i>	<code>\mathit{ABCdef123}</code>	<i>none</i>
<i>ABCdef123</i>	<code>\mathnormal{ABCdef123}</code>	<i>none</i>
<i>ABC</i>	<code>\mathcal{ABC}</code>	<i>none</i>
<i>ABC</i>	<code>\mathscr{ABC}</code>	mathrsfs
	<i>or</i> <code>\mathcal{ABC}</code>	calrsfs
<i>ABC</i>	<code>\mathcal{ABC}</code>	euscript with the mathcal option
	<i>or</i> <code>\mathscr{ABC}</code>	euscript with the mathscr option
<i>ABCdef123</i>	<code>\mathpzc{ABCdef123}</code>	<i>none</i> ; manually defined*
ABC	<code>\mathbb{ABC}</code>	amsfonts, [§] amssymb, txfonts, or pxfonts
ABC	<code>\varmathbb{ABC}</code>	txfonts or pxfonts
ABCdef123	<code>\mathbb{ABCdef123}</code>	bbold or mathbbol [†]
ABCdef123	<code>\mathbb{ABCdef123}</code>	mbboard [†]
ABCdef12	<code>\mathbbm{ABCdef12}</code>	bbm
ABCdef12	<code>\mathbbmss{ABCdef12}</code>	bbm
ABCdef12	<code>\mathbbmtt{ABCdef12}</code>	bbm
ABC1	<code>\mathds{ABC1}</code>	dsfont
ABC1	<code>\mathds{ABC1}</code>	dsfont with the sans option
<i>ABCdef123</i>	<code>\mathfrak{ABCdef123}</code>	eufrak
<i>ABCdef123</i>	<code>\textfrak{ABCdef123}</code>	yfonts [‡]
<i>ABCdef123</i>	<code>\textswab{ABCdef123}</code>	yfonts [‡]
<i>ABCdef123</i>	<code>\textgoth{ABCdef123}</code>	yfonts [‡]

* Put “`\DeclareMathAlphabet{\mathpzc}{OT1}{pzc}{m}{it}`” in your document’s preamble to make `\mathpzc` typeset its argument in Zapf Chancery.

[†] The `mathbbol` package defines some additional blackboard bold characters: parentheses, square brackets, angle brackets, and—if the `bbgreekl` option is passed to `mathbbol`—Greek letters. For instance, “ $\langle [\alpha\beta\gamma] \rangle$ ” is produced by “`\mathbb{\langle \Langle \Lbrack \Lparen \bbalpha \bbbeta \bbgamma \Rparen \Rbrack \Rangle \rangle}`”.

`mbboard` extends the blackboard bold symbol set significantly further. It supports not only the Greek alphabet—including “Greek-like” symbols such as `\bbnabla` (“ ∇ ”)—but also *all* punctuation marks, various currency symbols such as `\bbdollar` (“\$”) and `\bbeuro` (“€”), and the Hebrew alphabet (e.g., “`\bbfinalnun\bbyod\bbqof\bbpe`” → “פּוֹדֵן”)).

[‡] As their `\text...` names imply, the fonts provided by the `yfonts` package are actually text fonts. They are included in Table 151 because they are frequently used in a mathematical context.

[§] An older (i.e., prior to 1991) version of the \mathcal{AMS} ’s fonts rendered \mathbb{C} , \mathbb{N} , \mathbb{R} , \mathbb{S} , and \mathbb{Z} as \mathbb{C} , \mathbb{N} , \mathbb{R} , \mathbb{S} , and \mathbb{Z} . As some people prefer the older glyphs—much to the \mathcal{AMS} ’s surprise—and because those glyphs fail to build under modern versions of METAFONT, Berthold Horn uploaded PostScript fonts for the older blackboard-bold glyphs to CTAN, to the `fonts/msym10` directory. As of this writing, however, there are no $\text{\LaTeX} 2_{\epsilon}$ packages for utilizing the now-obsolete glyphs.

4 Science and technology symbols

This section lists symbols that are employed in various branches of science and engineering (and, because we were extremely liberal in our classification, astrology, too).









TABLE 152: gensymb Symbols Defined to Work in Both Math and Text Mode

°C	<code>\celsius</code>	μ	<code>\micro</code>	%	<code>\perthousand</code>
°	<code>\degree</code>	Ω	<code>\ohm</code>		

TABLE 153: wasysym Electrical and Physical Symbols



~	<code>\AC</code>	≈	<code>\VHF</code>	⋈	<code>\photon</code>	F	<code>\HF</code>	⊗	<code>\gluon</code>
---	------------------	---	-------------------	---	----------------------	---	------------------	---	---------------------

TABLE 154: ifsym Pulse Diagram Symbols

	<code>\FallingEdge</code>		<code>\LongPulseLow</code>		<code>\PulseLow</code>		<code>\ShortPulseHigh</code>
	<code>\LongPulseHigh</code>		<code>\PulseHigh</code>		<code>\RaisingEdge</code>		<code>\ShortPulseLow</code>

In addition, within `\textifsym{...}`, the following codes are valid:

<code>_ l</code>	<code>- m</code>	<code>- h</code>	<code>- d</code>	<code><</code>	<code><</code>	<code>></code>	<code>></code>
<code>_ L</code>	<code>- M</code>	<code>- H</code>	<code>- D</code>	<code><</code>	<code><<</code>	<code>></code>	<code>>></code>

This enables one to write “`\textifsym{mm<DDD>mm}`” to get “” or “`\textifsym{L|H|L|H|L}`” to get “”. See also the `timing` package, which provides a wide variety of pulse-diagram symbols within an environment designed specifically for typesetting pulse diagrams.

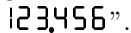
Finally, `\textifsym` supports the display of segmented digits, as would appear on an LCD: “`\textifsym{-123.456}`” produces “”. “`\textifsym{b}`” outputs a blank with the same width as an “**8**”.

TABLE 155: ar Aspect Ratio Symbol

\mathcal{R}	<code>\AR</code>
---------------	------------------

TABLE 156: textcomp Text-mode Science and Engineering Symbols

°C	<code>\textcelsius</code>	⊖	<code>\textmho</code>	μ	<code>\textmu</code>	Ω	<code>\textohm</code>
----	---------------------------	---	-----------------------	---	----------------------	---	-----------------------

TABLE 157: wasysym Astronomical Symbols

Ω	<code>\ascnode</code>	$\♃$	<code>\jupiter</code>	\bullet	<code>\newmoon</code>	$\♀$	<code>\venus</code>
\odot	<code>\astrosun</code>	$\☾$	<code>\leftmoon</code>	$\♇$	<code>\pluto</code>	$\♈$	<code>\vernal</code>
\oslash	<code>\descnode</code>	$\♂$	<code>\mars</code>	$\☽$	<code>\rightmoon</code>		
$\♁$	<code>\earth</code>	$\♿$	<code>\mercury</code>	$\♄$	<code>\saturn</code>		
\bigcirc	<code>\fullmoon</code>	$\♆$	<code>\neptune</code>	$\♅$	<code>\uranus</code>		

TABLE 158: marvosym Astronomical Symbols

$\♿$	<code>\Mercury</code>	$\♂$	<code>\Mars</code>	$\♆$	<code>\Uranus</code>	\odot	<code>\Sun</code>
$\♀$	<code>\Venus</code>	$\♃$	<code>\Jupiter</code>	$\♆$	<code>\Neptune</code>	$\☾$	<code>\Moon</code>
$\♁$	<code>\Earth</code>	$\♄$	<code>\Saturn</code>	$\♇$	<code>\Pluto</code>		

TABLE 159: mathabx Astronomical Symbols

$\♿$	<code>\Mercury</code>	\oplus	<code>\Earth</code>	$\♃$	<code>\Jupiter</code>	$\♅$	<code>\Uranus</code>	$\♇$	<code>\Pluto</code>
$\♀$	<code>\Venus</code>	$\♂$	<code>\Mars</code>	$\♄$	<code>\Saturn</code>	$\♆$	<code>\Neptune</code>		
\bigcirc	<code>\fullmoon</code>	$\☾$	<code>\leftmoon</code>	\bullet	<code>\newmoon</code>	$\☽$	<code>\rightmoon</code>		
\odot	<code>\Sun</code>	$\♁$	<code>\varEarth</code>						

mathabx also defines `\girl` as an alias for `\Venus`, `\boy` as an alias for `\Mars`, and `\Moon` as an alias for `\leftmoon`.

TABLE 160: wasysym Astrological Symbols

$\♈$	<code>\aries</code>	$\♋$	<code>\cancer</code>	$\♌$	<code>\libra</code>	$\♍$	<code>\capricornus</code>
$\♉$	<code>\taurus</code>	$\♎$	<code>\leo</code>	$\♏$	<code>\scorpio</code>	$\♐$	<code>\aquarius</code>
$\♊$	<code>\gemini</code>	$\♍$	<code>\virgo</code>	$\♑$	<code>\sagittarius</code>	$\♒$	<code>\pisces</code>
		$\♁$	<code>\conjunction</code>	$\♁$	<code>\opposition</code>		

TABLE 161: marvosym Astrological Symbols

$\♈$	<code>\Aries</code>	$\♋$	<code>\Cancer</code>	$\♌$	<code>\Libra</code>	$\♍$	<code>\Capricorn</code>
$\♉$	<code>\Taurus</code>	$\♎$	<code>\Leo</code>	$\♏$	<code>\Scorpio</code>	$\♐$	<code>\Aquarius</code>
$\♊$	<code>\Gemini</code>	$\♍$	<code>\Virgo</code>	$\♑$	<code>\Sagittarius</code>	$\♒$	<code>\Pisces</code>

Note that `\Aries... \Pisces` can also be specified with `\Zodiac{1}... \Zodiac{12}`.

TABLE 162: mathabx Astrological Symbols

$\♈$	<code>\Aries</code>	$\♉$	<code>\Taurus</code>	$\♊$	<code>\Gemini</code>
------	---------------------	------	----------------------	------	----------------------

TABLE 163: wasysym APL Symbols

	<code>\APLbox</code>		<code>\APLinv</code>		<code>\APLstar</code>
	<code>\APLcomment</code>		<code>\APLleftarrowbox</code>		<code>\APLup</code>
	<code>\APLdown</code>		<code>\APLlog</code>		<code>\APLuparrowbox</code>
	<code>\APLdownarrowbox</code>		<code>\APLminus</code>		<code>\notbackslash</code>
	<code>\APLinput</code>		<code>\APLrightarrowbox</code>		<code>\notslash</code>

TABLE 164: wasysym APL Modifiers

	<code>\APLcirc{}</code>		<code>\APLnot{}</code>		<code>\APLvert{}</code>
--	-------------------------	--	------------------------	--	-------------------------

TABLE 165: marvosym Computer Hardware Symbols

	<code>\ComputerMouse</code>		<code>\ParallelPort</code>		<code>\SerialInterface</code>
	<code>\Keyboard</code>		<code>\Printer</code>		<code>\SerialPort</code>

TABLE 166: ascii Control Characters (IBM)

	<code>\SOH</code>		<code>\BEL</code>		<code>\CR</code>		<code>\DCc</code>		<code>\EM</code>		<code>\US</code>
	<code>\STX</code>		<code>\BS</code>		<code>\SO</code>		<code>\DCd</code>		<code>\SUB</code>		<code>\splitvert</code>
	<code>\ETX</code>		<code>\HT</code>		<code>\SI</code>		<code>\NAK</code>		<code>\ESC</code>		<code>\DEL</code>
	<code>\EOT</code>		<code>\LF</code>		<code>\DLE</code>		<code>\SYN</code>		<code>\FS</code>		
	<code>\ENQ</code>		<code>\VT</code>		<code>\DCa</code>		<code>\ETB</code>		<code>\GS</code>		
	<code>\ACK</code>		<code>\FF</code>		<code>\DCb</code>		<code>\CAN</code>		<code>\RS</code>		
























SOH, STX, ETX, . . . , US are the names of ASCII characters 1–31. DEL is the name of ASCII character 127. `\splitvert` doesn’t correspond to a control character but is merely the “|” character shown IBM style.

These characters must be entered with the `ascii` font in effect, for example, “`{\ascii\STX}`”. See the `ascii` package documentation for more information.

TABLE 167: marvosym Communication Symbols

	<code>\Email</code>		<code>\fax</code>		<code>\Faxmachine</code>		<code>\Lightning</code>		<code>\Pickup</code>
	<code>\Emailct</code>		<code>\FAX</code>		<code>\Letter</code>		<code>\Mobilephone</code>		<code>\Telefon</code>

TABLE 168: marvosym Engineering Symbols

	<code>\Beam</code>		<code>\Force</code>		<code>\Octosteel</code>		<code>\RoundedTsteel</code>
	<code>\Bearing</code>		<code>\Hexasteel</code>		<code>\Rectpipe</code>		<code>\Squarepipe</code>
	<code>\Circpipe</code>		<code>\Lefttorque</code>		<code>\Rectsteel</code>		<code>\Squaresteel</code>
	<code>\Circsteel</code>		<code>\Line load</code>		<code>\Righttorque</code>		<code>\Tsteel</code>
	<code>\Fixedbearing</code>		<code>\Loosebearing</code>		<code>\RoundedLsteel*</code>		<code>\TTsteel</code>
	<code>\Flatsteel</code>		<code>\Lsteel</code>		<code>\RoundedTsteel*</code>		

*`\RoundedLsteel` and `\RoundedTsteel` seem to be swapped, at least in the 2000/05/01 version of `marvosym`.

TABLE 169: wasysym Biological Symbols



 `\female`  `\male`

TABLE 170: marvosym Biological Symbols


















	<code>\Female</code>		<code>\FemaleMale</code>		<code>\MALE</code>		<code>\Neutral</code>
	<code>\FEMALE</code>		<code>\Hermaphrodite</code>		<code>\Male</code>		
	<code>\FemaleFemale</code>		<code>\HERMAPHRODITE</code>		<code>\MaleMale</code>		

TABLE 171: marvosym Safety-related Symbols

	<code>\Biohazard</code>		<code>\CEsign</code>		<code>\Explosionsafe</code>		<code>\Radioactivity</code>
	<code>\BSEfree</code>		<code>\Estatically</code>		<code>\Laserbeam</code>		<code>\Stopsign</code>

5 Dingbats

Dingbats are symbols such as stars, arrows, and geometric shapes. They are commonly used as bullets in itemized lists or, more generally, as a means to draw attention to the text that follows.

The `pifont` dingbat package warrants special mention. Among other capabilities, `pifont` provides a \LaTeX interface to the Zapf Dingbats font (one of the standard 35 PostScript fonts). However, rather than name each of the dingbats individually, `pifont` merely provides a single `\ding` command, which outputs the character that lies at a given position in the font. The consequence is that the `pifont` symbols can't be listed by name in this document's index, so be mindful of that fact when searching for a particular symbol.

TABLE 172: `bbding` Arrows






	<code>\ArrowBoldDownRight</code>		<code>\ArrowBoldRightShort</code>		<code>\ArrowBoldUpRight</code>
	<code>\ArrowBoldRightCircled</code>		<code>\ArrowBoldRightStrobe</code>		

TABLE 173: `pifont` Arrows











































	<code>\ding{212}</code>		<code>\ding{221}</code>		<code>\ding{230}</code>		<code>\ding{239}</code>		<code>\ding{249}</code>
	<code>\ding{213}</code>		<code>\ding{222}</code>		<code>\ding{231}</code>		<code>\ding{241}</code>		<code>\ding{250}</code>
	<code>\ding{214}</code>		<code>\ding{223}</code>		<code>\ding{232}</code>		<code>\ding{242}</code>		<code>\ding{251}</code>
	<code>\ding{215}</code>		<code>\ding{224}</code>		<code>\ding{233}</code>		<code>\ding{243}</code>		<code>\ding{252}</code>
	<code>\ding{216}</code>		<code>\ding{225}</code>		<code>\ding{234}</code>		<code>\ding{244}</code>		<code>\ding{253}</code>
	<code>\ding{217}</code>		<code>\ding{226}</code>		<code>\ding{235}</code>		<code>\ding{245}</code>		<code>\ding{254}</code>
	<code>\ding{218}</code>		<code>\ding{227}</code>		<code>\ding{236}</code>		<code>\ding{246}</code>		
	<code>\ding{219}</code>		<code>\ding{228}</code>		<code>\ding{237}</code>		<code>\ding{247}</code>		
	<code>\ding{220}</code>		<code>\ding{229}</code>		<code>\ding{238}</code>		<code>\ding{248}</code>		

TABLE 174: `marvosym` Scissors







	<code>\Cutleft</code>		<code>\Cutright</code>		<code>\Leftscissors</code>
	<code>\Cutline</code>		<code>\Kutline</code>		<code>\Rightscissors</code>

TABLE 175: `bbding` Scissors









	<code>\ScissorHollowLeft</code>		<code>\ScissorLeftBrokenTop</code>
	<code>\ScissorHollowRight</code>		<code>\ScissorRight</code>
	<code>\ScissorLeft</code>		<code>\ScissorRightBrokenBottom</code>
	<code>\ScissorLeftBrokenBottom</code>		<code>\ScissorRightBrokenTop</code>

TABLE 176: `pifont` Scissors

	<code>\ding{33}</code>		<code>\ding{34}</code>		<code>\ding{35}</code>		<code>\ding{36}</code>
---	------------------------	---	------------------------	---	------------------------	---	------------------------

TABLE 177: dingbat Pencils



	<code>\largepencil</code>		<code>\smallpencil</code>
---	---------------------------	---	---------------------------

TABLE 178: bbding Pencils and Nibs











	<code>\NibLeft</code>		<code>\PencilLeft</code>		<code>\PencilRightDown</code>
	<code>\NibRight</code>		<code>\PencilLeftDown</code>		<code>\PencilRightUp</code>
	<code>\NibSolidLeft</code>		<code>\PencilLeftUp</code>		
	<code>\NibSolidRight</code>		<code>\PencilRight</code>		

TABLE 179: pifont Pencils and Nibs





	<code>\ding{46}</code>	<code>=</code>	<code>\ding{47}</code>		<code>\ding{48}</code>		<code>\ding{49}</code>		<code>\ding{50}</code>
---	------------------------	----------------	------------------------	---	------------------------	---	------------------------	---	------------------------

TABLE 180: dingbat Hands








	<code>\leftpointright</code>		<code>\rightpointleft</code>		<code>\rightpointright</code>
	<code>\leftthumbsdown</code>		<code>\rightthumbsdown</code>		
	<code>\leftthumbsup</code>		<code>\rightthumbsup</code>		

TABLE 181: bbding Hands










	<code>\HandCuffLeft</code>		<code>\HandCuffRightUp</code>		<code>\HandPencilLeft</code>
	<code>\HandCuffLeftUp</code>		<code>\HandLeft</code>		<code>\HandRight</code>
	<code>\HandCuffRight</code>		<code>\HandLeftUp</code>		<code>\HandRightUp</code>

TABLE 182: pifont Hands





	<code>\ding{42}</code>		<code>\ding{43}</code>		<code>\ding{44}</code>		<code>\ding{45}</code>
---	------------------------	---	------------------------	---	------------------------	---	------------------------

TABLE 183: bbding Crosses and Plusses











	<code>\Cross</code>		<code>\CrossOpenShadow</code>		<code>\PlusOutline</code>
	<code>\CrossBoldOutline</code>		<code>\CrossOutline</code>		<code>\PlusThinCenterOpen</code>
	<code>\CrossClowerTips</code>		<code>\Plus</code>		
	<code>\CrossMaltese</code>		<code>\PlusCenterOpen</code>		

TABLE 184: pifont Crosses and Pluses

⊕	<code>\ding{57}</code>	⊕	<code>\ding{59}</code>	†	<code>\ding{61}</code>	‡	<code>\ding{63}</code>
⊕	<code>\ding{58}</code>	⊕	<code>\ding{60}</code>	†	<code>\ding{62}</code>	‡	<code>\ding{64}</code>

TABLE 185: bbding Xs and Check Marks

✓	<code>\Checkmark</code>	✕	<code>\XSolid</code>	✕	<code>\XSolidBrush</code>
✓	<code>\CheckmarkBold</code>	✕	<code>\XSolidBold</code>		

TABLE 186: pifont Xs and Check Marks

✓	<code>\ding{51}</code>	✕	<code>\ding{53}</code>	✕	<code>\ding{55}</code>
✓	<code>\ding{52}</code>	✕	<code>\ding{54}</code>	✕	<code>\ding{56}</code>

TABLE 187: wasysym Xs and Check Marks

☑	<code>\CheckedBox</code>	☐	<code>\Square</code>	☒	<code>\XBox</code>
---	--------------------------	---	----------------------	---	--------------------

TABLE 188: pifont Circled Numbers

①	<code>\ding{172}</code>	①	<code>\ding{182}</code>	①	<code>\ding{192}</code>	①	<code>\ding{202}</code>
②	<code>\ding{173}</code>	②	<code>\ding{183}</code>	②	<code>\ding{193}</code>	②	<code>\ding{203}</code>
③	<code>\ding{174}</code>	③	<code>\ding{184}</code>	③	<code>\ding{194}</code>	③	<code>\ding{204}</code>
④	<code>\ding{175}</code>	④	<code>\ding{185}</code>	④	<code>\ding{195}</code>	④	<code>\ding{205}</code>
⑤	<code>\ding{176}</code>	⑤	<code>\ding{186}</code>	⑤	<code>\ding{196}</code>	⑤	<code>\ding{206}</code>
⑥	<code>\ding{177}</code>	⑥	<code>\ding{187}</code>	⑥	<code>\ding{197}</code>	⑥	<code>\ding{207}</code>
⑦	<code>\ding{178}</code>	⑦	<code>\ding{188}</code>	⑦	<code>\ding{198}</code>	⑦	<code>\ding{208}</code>
⑧	<code>\ding{179}</code>	⑧	<code>\ding{189}</code>	⑧	<code>\ding{199}</code>	⑧	<code>\ding{209}</code>
⑨	<code>\ding{180}</code>	⑨	<code>\ding{190}</code>	⑨	<code>\ding{200}</code>	⑨	<code>\ding{210}</code>
⑩	<code>\ding{181}</code>	⑩	<code>\ding{191}</code>	⑩	<code>\ding{201}</code>	⑩	<code>\ding{211}</code>

`pifont` (part of the `psnfss` package) provides a `dingautolist` environment which resembles `enumerate` but uses circled numbers as bullets.² See the `psnfss` documentation for more information.

TABLE 189: wasysym Stars

☆	<code>\davidstar</code>	✱	<code>\hexstar</code>	✱	<code>\varhexstar</code>
---	-------------------------	---	-----------------------	---	--------------------------

²In fact, `dingautolist` can use any set of consecutive Zapf Dingbats symbols.

TABLE 190: bbding Stars, Flowers, and Similar Shapes

	<code>\Asterisk</code>		<code>\FiveFlowerPetal</code>		<code>\JackStar</code>
	<code>\AsteriskBold</code>		<code>\FiveStar</code>		<code>\JackStarBold</code>
	<code>\AsteriskCenterOpen</code>		<code>\FiveStarCenterOpen</code>		<code>\SixFlowerAlternate</code>
	<code>\AsteriskRoundedEnds</code>		<code>\FiveStarConvex</code>		<code>\SixFlowerAltPetal</code>
	<code>\AsteriskThin</code>		<code>\FiveStarLines</code>		<code>\SixFlowerOpenCenter</code>
	<code>\AsteriskThinCenterOpen</code>		<code>\FiveStarOpen</code>		<code>\SixFlowerPetalDotted</code>
	<code>\DavidStar</code>		<code>\FiveStarOpenCircled</code>		<code>\SixFlowerPetalRemoved</code>
	<code>\DavidStarSolid</code>		<code>\FiveStarOpenDotted</code>		<code>\SixFlowerRemovedOpenPetal</code>
	<code>\EightAsterisk</code>		<code>\FiveStarOutline</code>		<code>\SixStar</code>
	<code>\EightFlowerPetal</code>		<code>\FiveStarOutlineHeavy</code>		<code>\SixteenStarLight</code>
	<code>\EightFlowerPetalRemoved</code>		<code>\FiveStarShadow</code>		<code>\Snowflake</code>
	<code>\EightStar</code>		<code>\FourAsterisk</code>		<code>\SnowflakeChevron</code>
	<code>\EightStarBold</code>		<code>\FourCflowerOpen</code>		<code>\SnowflakeChevronBold</code>
	<code>\EightStarConvex</code>		<code>\FourCflowerSolid</code>		<code>\Sparkle</code>
	<code>\EightStarTaper</code>		<code>\FourStar</code>		<code>\SparkleBold</code>
	<code>\FiveFlowerOpen</code>		<code>\FourStarOpen</code>		<code>\TwelveStar</code>






































































TABLE 191: pifont Stars, Flowers, and Similar Shapes

	<code>\ding{65}</code>		<code>\ding{74}</code>		<code>\ding{83}</code>		<code>\ding{92}</code>		<code>\ding{101}</code>
	<code>\ding{66}</code>		<code>\ding{75}</code>		<code>\ding{84}</code>		<code>\ding{93}</code>		<code>\ding{102}</code>
	<code>\ding{67}</code>		<code>\ding{76}</code>		<code>\ding{85}</code>		<code>\ding{94}</code>		<code>\ding{103}</code>
	<code>\ding{68}</code>		<code>\ding{77}</code>		<code>\ding{86}</code>		<code>\ding{95}</code>		<code>\ding{104}</code>
	<code>\ding{69}</code>		<code>\ding{78}</code>		<code>\ding{87}</code>		<code>\ding{96}</code>		<code>\ding{105}</code>
	<code>\ding{70}</code>		<code>\ding{79}</code>		<code>\ding{88}</code>		<code>\ding{97}</code>		<code>\ding{106}</code>
	<code>\ding{71}</code>		<code>\ding{80}</code>		<code>\ding{89}</code>		<code>\ding{98}</code>		<code>\ding{107}</code>
	<code>\ding{72}</code>		<code>\ding{81}</code>		<code>\ding{90}</code>		<code>\ding{99}</code>		
	<code>\ding{73}</code>		<code>\ding{82}</code>		<code>\ding{91}</code>		<code>\ding{100}</code>		

TABLE 192: wasysym Geometric Shapes

	<code>\hexagon</code>		<code>\octagon</code>		<code>\pentagon</code>		<code>\varhexagon</code>
--	-----------------------	--	-----------------------	--	------------------------	--	--------------------------

TABLE 193: ifsym Geometric Shapes

	<code>\BigCircle</code>		<code>\FilledBigTriangleRight</code>		<code>\SmallCircle</code>
	<code>\BigCross</code>		<code>\FilledBigTriangleUp</code>		<code>\SmallCross</code>
	<code>\BigDiamondshape</code>		<code>\FilledCircle</code>		<code>\SmallDiamondshape</code>
	<code>\BigHBar</code>		<code>\FilledDiamondShadowA</code>		<code>\SmallHBar</code>
	<code>\BigLowerDiamond</code>		<code>\FilledDiamondShadowC</code>		<code>\SmallLowerDiamond</code>
	<code>\BigRightDiamond</code>		<code>\FilledDiamondshape</code>		<code>\SmallRightDiamond</code>
	<code>\BigSquare</code>		<code>\FilledSmallCircle</code>		<code>\SmallSquare</code>
	<code>\BigTriangleDown</code>		<code>\FilledSmallDiamondshape</code>		<code>\SmallTriangleDown</code>
	<code>\BigTriangleLeft</code>		<code>\FilledSmallSquare</code>		<code>\SmallTriangleLeft</code>
	<code>\BigTriangleRight</code>		<code>\FilledSmallTriangleDown</code>		<code>\SmallTriangleRight</code>
	<code>\BigTriangleUp</code>		<code>\FilledSmallTriangleLeft</code>		<code>\SmallTriangleUp</code>
	<code>\BigVBar</code>		<code>\FilledSmallTriangleRight</code>		<code>\SmallVBar</code>
	<code>\Circle</code>		<code>\FilledSmallTriangleUp</code>		<code>\SpinDown</code>
	<code>\Cross</code>		<code>\FilledSquare</code>		<code>\SpinUp</code>
	<code>\DiamondShadowA</code>		<code>\FilledSquareShadowA</code>		<code>\Square</code>
	<code>\DiamondShadowB</code>		<code>\FilledSquareShadowC</code>		<code>\SquareShadowA</code>
	<code>\DiamondShadowC</code>		<code>\FilledTriangleDown</code>		<code>\SquareShadowB</code>
	<code>\Diamondshape</code>		<code>\FilledTriangleLeft</code>		<code>\SquareShadowC</code>
	<code>\FilledBigCircle</code>		<code>\FilledTriangleRight</code>		<code>\TriangleDown</code>
	<code>\FilledBigDiamondshape</code>		<code>\FilledTriangleUp</code>		<code>\TriangleLeft</code>
	<code>\FilledBigSquare</code>		<code>\HBar</code>		<code>\TriangleRight</code>
	<code>\FilledBigTriangleDown</code>		<code>\LowerDiamond</code>		<code>\TriangleUp</code>
	<code>\FilledBigTriangleLeft</code>		<code>\RightDiamond</code>		<code>\VBar</code>



The ifsym documentation points out that one can use `\rlap` to combine some of the above into useful, new symbols. For example, `\BigCircle` and `\FilledSmallCircle` combine to give “”. Likewise, `\Square` and `\Cross` combine to give “”. See Section 7.2 for more information about constructing new symbols out of existing symbols.

TABLE 194: bbding Geometric Shapes






















	<code>\CircleShadow</code>		<code>\Rectangle</code>		<code>\SquareShadowTopLeft</code>
	<code>\CircleSolid</code>		<code>\RectangleBold</code>		<code>\SquareShadowTopRight</code>
	<code>\DiamondSolid</code>		<code>\RectangleThin</code>		<code>\SquareSolid</code>
	<code>\Ellipse</code>		<code>\Square</code>		<code>\TriangleDown</code>
	<code>\EllipseShadow</code>		<code>\SquareCastShadowBottomRight</code>		<code>\TriangleUp</code>
	<code>\EllipseSolid</code>		<code>\SquareCastShadowTopLeft</code>		
	<code>\HalfCircleLeft</code>		<code>\SquareCastShadowTopRight</code>		
	<code>\HalfCircleRight</code>		<code>\SquareShadowBottomRight</code>		




TABLE 195: pifont Geometric Shapes

●	<code>\ding{108}</code>	□	<code>\ding{111}</code>	□	<code>\ding{114}</code>	◆	<code>\ding{117}</code>	!	<code>\ding{121}</code>
○	<code>\ding{109}</code>	□	<code>\ding{112}</code>	▲	<code>\ding{115}</code>	▶	<code>\ding{119}</code>	■	<code>\ding{122}</code>
■	<code>\ding{110}</code>	□	<code>\ding{113}</code>	▼	<code>\ding{116}</code>		<code>\ding{120}</code>		

TABLE 196: universa Geometric Shapes

●	<code>\baucircle</code>	■	<code>\bausquare</code>	▲	<code>\bautriangle</code>
---	-------------------------	---	-------------------------	---	---------------------------

TABLE 197: manfnt Dangerous Bend Symbols

	<code>\dbend</code>		<code>\lhdbend</code>		<code>\reversedvideobend</code>
---	---------------------	---	-----------------------	---	---------------------------------

Note that these symbols descend far beneath the baseline. `manfnt` also defines non-descending versions, which it calls, correspondingly, `\textdbend`, `\textlhdbend`, and `\textreversedvideobend`.

TABLE 198: skull Symbols


	<code>\skull</code>
---	---------------------

TABLE 199: Non-Mathematical mathabx Symbols

†	<code>\rip</code>
---	-------------------

TABLE 200: marvosym Information Symbols














	<code>\Bicycle</code>		<code>\Football</code>		<code>\Pointinghand</code>
	<code>\Checkedbox</code>		<code>\Gentsroom</code>		<code>\Wheelchair</code>
	<code>\Clocklogo</code>		<code>\Industry</code>		<code>\Writinghand</code>
	<code>\Coffeecup</code>		<code>\Info</code>		
	<code>\Crossedbox</code>		<code>\Ladiesroom</code>		

TABLE 201: Miscellaneous dingbat Dingbats
























	<code>\anchor</code>		<code>\eye</code>		<code>\Sborder</code>
	<code>\carriagereturn</code>		<code>\filledsquarewithdots</code>		<code>\squarewithdots</code>
	<code>\checkmark</code>		<code>\satellitedish</code>		<code>\Zborder</code>

TABLE 202: Miscellaneous bbding Dingbats

	<code>\Envelope</code>		<code>\Peace</code>		<code>\PhoneHandset</code>		<code>\SunshineOpenCircled</code>
	<code>\OrnamentDiamondSolid</code>		<code>\Phone</code>		<code>\Plane</code>		<code>\Tape</code>

TABLE 203: Miscellaneous pifont Dingbats

	<code>\ding{37}</code>		<code>\ding{40}</code>		<code>\ding{164}</code>		<code>\ding{167}</code>		<code>\ding{171}</code>
	<code>\ding{38}</code>		<code>\ding{41}</code>		<code>\ding{165}</code>		<code>\ding{168}</code>		<code>\ding{169}</code>
	<code>\ding{39}</code>		<code>\ding{118}</code>		<code>\ding{166}</code>		<code>\ding{170}</code>		

6 Other symbols

The following are all the symbols that didn't fit neatly or unambiguously into any of the previous sections. (Do weather symbols belong under "Science and technology"? Should dice be considered "mathematics"?) While some of the tables contain clearly related groups of symbols (e.g., musical notes), others represent motley assortments of whatever the font designer felt like drawing.

TABLE 204: textcomp Genealogical Symbols

★	<code>\textborn</code>	∅	<code>\textdivorced</code>	∞	<code>\textmarried</code>
+	<code>\textdied</code>	🍃	<code>\textleaf</code>		

TABLE 205: wasysym General Symbols

🗲	<code>\ataribox</code>	⌚	<code>\clock</code>	◀	<code>\LEFTarrow</code>	☺	<code>\smiley</code>
🔔	<code>\bell</code>	∅	<code>\diameter</code>	⚡	<code>\lightning</code>	☀	<code>\sun</code>
☹	<code>\blacksmiley</code>	▼	<code>\DOWNarrow</code>	☎	<code>\phone</code>	▲	<code>\UParrow</code>
🎩	<code>\Bowtie</code>	☹	<code>\frownie</code>	☞	<code>\pointer</code>	◻	<code>\wasylouzenge</code>
⌚	<code>\brokenvert</code>	∅	<code>\invdiameter</code>	🎵	<code>\recorder</code>		
✓	<code>\checked</code>	✝	<code>\kreuz</code>	▶	<code>\RIGHTarrow</code>		

TABLE 206: wasysym Circles

●	<code>\CIRCLE</code>	◐	<code>\LEFTcircle</code>	◑	<code>\RIGHTcircle</code>	↻	<code>\rightturn</code>
○	<code>\Circle</code>	◑	<code>\Leftcircle</code>	◐	<code>\Rightcircle</code>		
◐	<code>\LEFTCIRCLE</code>	◑	<code>\RIGHTCIRCLE</code>	↻	<code>\leftturn</code>		

TABLE 207: wasysym Musical Symbols

♪	<code>\eighthnote</code>	♪	<code>\halfnote</code>	♪	<code>\twonotes</code>	♪	<code>\fullnote</code>	♪	<code>\quarternote</code>
---	--------------------------	---	------------------------	---	------------------------	---	------------------------	---	---------------------------

See also `\flat`, `\sharp`, and `\natural` (Table 145 on page 46).

TABLE 208: harmony Musical Symbols

♯	<code>\AAcht</code>	§	<code>\Ds</code>	.	<code>\Pu</code>	>	<code>\VM</code>
♯	<code>\Acht</code>	§	<code>\DS</code>	♯	<code>\Sech</code>	♯	<code>\Zwdr</code>
7	<code>\AcPa</code>	o	<code>\Ganz</code>	7	<code>\SePa</code>	7	<code>\ZwPa</code>
♯	<code>\DD</code>	-	<code>\GaPa</code>	<	<code>\UB</code>		
♯	<code>\DDohne</code>	♯	<code>\Halb</code>	♯	<code>\Vier</code>		
♯	<code>\Dohne</code>	-	<code>\HaPa</code>	♯	<code>\ViPa</code>		

The musixtex package must be installed to use harmony.

TABLE 209: harmony Musical Accents

$\tilde{A}\tilde{a}$	<code>\Ferli{A}\Ferli{a}</code> *	$\tilde{A}\tilde{a}$	<code>\Ohne{A}\Ohne{a}</code> *
$\tilde{A}\tilde{a}$	<code>\Fermi{A}\Fermi{a}</code>	$\tilde{A}\tilde{a}$	<code>\Umd{A}\Umd{a}</code> *
$\textcircled{A}\textcircled{a}$	<code>\Kr{A}\Kr{a}</code>		

* These symbols take an optional argument which shifts the accent either horizontally or vertically (depending on the command) by the given distance.

In addition to the accents shown above, `\HH` is a special accent command which accepts five period-separated characters and typesets them such that “`\HH.X.a.b.c.d.`” produces “ X_a^b ”. All arguments except the first can be omitted: “`\HH.X.....`” produces “ X ”. `\Takt` takes two arguments and composes them into a musical time signature. For example, “`\Takt{12}{8}`” produces “ $\frac{12}{8}$ ”. As two special cases, “`\Takt{c}{0}`” produces “ \mathbf{C} ” and “`\Takt{c}{1}`” produces “ \mathbf{C} ”.

The musitex package must be installed to use harmony.

TABLE 210: Miscellaneous manfnt Symbols























	<code>\manboldkidney</code>		<code>\manpenkidney</code>
	<code>\manconcentriccircles</code>		<code>\manquadrifolium</code>
	<code>\manconcentricdiamond</code>		<code>\manquartercircle</code>
	<code>\mancone</code>		<code>\manrotatedquadrifolium</code>
	<code>\mancube</code>		<code>\manrotatedquartercircle</code>
	<code>\manerrarrow</code>		<code>\manstar</code>
	<code>\manfilledquartercircle</code>		<code>\mantilt pennib</code>
	<code>\manhpennib</code>		<code>\mantriangledown</code>
	<code>\manimpossiblecube</code>		<code>\mantriangleright</code>
	<code>\mankidney</code>		<code>\mantriangleup</code>
	<code>\manlhpenkidney</code>		<code>\manvpennib</code>

TABLE 211: marvosym Navigation Symbols











	<code>\Forward</code>		<code>\MoveDown</code>		<code>\RewindToIndex</code>		<code>\ToTop</code>
	<code>\ForwardToEnd</code>		<code>\MoveUp</code>		<code>\RewindToStart</code>		
	<code>\ForwardToIndex</code>		<code>\Rewind</code>		<code>\ToBottom</code>		

TABLE 212: marvosym Laundry Symbols





























	<code>\AtForty</code>		<code>\Handwash</code>		<code>\ShortNinetyFive</code>
	<code>\AtNinetyFive</code>		<code>\IroningI</code>		<code>\ShortSixty</code>
	<code>\AtSixty</code>		<code>\IroningII</code>		<code>\ShortThirty</code>
	<code>\Bleech</code>		<code>\IroningIII</code>		<code>\SpecialForty</code>
	<code>\CleaningA</code>		<code>\NoBleech</code>		<code>\Tumbler</code>
	<code>\CleaningF</code>		<code>\NoChemicalCleaning</code>		<code>\WashCotton</code>
	<code>\CleaningFF</code>		<code>\NoIroning</code>		<code>\WashSynthetics</code>
	<code>\CleaningP</code>		<code>\NoTumbler</code>		<code>\WashWool</code>
	<code>\CleaningPP</code>		<code>\ShortFifty</code>		
	<code>\Dontwash</code>		<code>\ShortForty</code>		

TABLE 213: Other marvosym Symbols

	<code>\Ankh</code>		<code>\Cross</code>		<code>\Heart</code>		<code>\Smiley</code>
	<code>\Bat</code>		<code>\FHBLogo</code>		<code>\MartinVogel</code>		<code>\Womanface</code>
	<code>\Bouquet</code>		<code>\FHBLOGO</code>		<code>\Mundus</code>		<code>\Yinyang</code>
	<code>\Celtcross</code>		<code>\Frowny</code>		<code>\MVat</code>		
	<code>\CircledA</code>		<code>\FullFHB0</code>		<code>\Rightarrow*</code>		

* Standard L^AT_EX 2_ε defines `\Rightarrow` to display “⇒”, while `marvosym` redefines it to display “→” (or “:” in math mode). This conflict can be problematic for math symbols defined in terms of `\Rightarrow`, such as `\Longlefttrightarrow`, which ends up looking like “⇐:”.

TABLE 214: Miscellaneous universa Symbols

























	<code>\bauforms</code>		<code>\bauhead</code>
---	------------------------	---	-----------------------

TABLE 215: ifsym Weather Symbols

	<code>\Cloud</code>		<code>\Hail</code>		<code>\Sleet</code>		<code>\WeakRain</code>
	<code>\FilledCloud</code>		<code>\HalfSun</code>		<code>\Snow</code>		<code>\WeakRainCloud</code>
	<code>\FilledRainCloud</code>		<code>\Lightning</code>		<code>\SnowCloud</code>		<code>\FilledSnowCloud</code>
	<code>\FilledSunCloud</code>		<code>\NoSun</code>		<code>\Sun</code>		
	<code>\FilledWeakRainCloud</code>		<code>\Rain</code>		<code>\SunCloud</code>		
	<code>\Fog</code>		<code>\RainCloud</code>		<code>\ThinFog</code>		

In addition, `\Thermo{0}... \Thermo{6}` produce thermometers that are between 0/6 and 6/6 full of mercury: 

Similarly, `\wind{<sun>}{<angle>}{<strength>}` will draw wind symbols with a given amount of sun (0–4), a given angle (in degrees), and a given strength in km/h (0–100). For example, `\wind{0}{0}{0}` produces “☉”, `\wind{2}{0}{0}` produces “☉”, and `\wind{4}{0}{100}` produces “☉”.

TABLE 216: ifsym Alpine Symbols

























	<code>\SummitSign</code>		<code>\Summit</code>		<code>\SurveySign</code>		<code>\HalfFilledHut</code>
	<code>\StoneMan</code>		<code>\Mountain</code>		<code>\Joch</code>		<code>\VarSummit</code>
	<code>\Hut</code>		<code>\IceMountain</code>		<code>\Flag</code>		
	<code>\FilledHut</code>		<code>\VarMountain</code>		<code>\VarFlag</code>		
	<code>\Village</code>		<code>\VarIceMountain</code>		<code>\Tent</code>		

TABLE 217: ifsym Clocks

	<code>\Interval</code>		<code>\StopWatchStart</code>		<code>\VarClock</code>		<code>\Wecker</code>
	<code>\StopWatchEnd</code>		<code>\Taschenuhr</code>		<code>\VarTaschenuhr</code>		











ifsym also exports a `\showclock` macro. `\showclock{<hours>}{<minutes>}` outputs a clock displaying the corresponding time. For instance, “`\showclock{5}{40}`” produces . `<hours>` must be an integer from 0 to 11, and `<minutes>` must be an integer multiple of 5 from 0 to 55.

TABLE 218: Other ifsym Symbols

	<code>\FilledSectioningDiamond</code>		<code>\Letter</code>		<code>\Radiation</code>
	<code>\Fire</code>		<code>\PaperLandscape</code>		<code>\SectioningDiamond</code>
	<code>\Irritant</code>		<code>\PaperPortrait</code>		<code>\Telephone</code>
	<code>\StrokeOne</code>		<code>\StrokeThree</code>		<code>\StrokeFive</code>
	<code>\StrokeTwo</code>		<code>\StrokeFour</code>		







In addition, `\Cube{1}.. \Cube{6}` produce dice with the corresponding number of spots:      

TABLE 222: phaistos Symbols from the Phaistos Disk



















































































	<code>\PHarrow</code>		<code>\PHeagle</code>		<code>\PHplumedHead</code>
	<code>\PHbee</code>		<code>\PHflute</code>		<code>\PHram</code>
	<code>\PHbeehive</code>		<code>\PHgauntlet</code>		<code>\PHrosette</code>
	<code>\PHboomerang</code>		<code>\PHgrater</code>		<code>\PHsaw</code>
	<code>\PHbow</code>		<code>\PHhelmet</code>		<code>\PHshield</code>
	<code>\PHbullLeg</code>		<code>\PHhide</code>		<code>\PHship</code>
	<code>\PHcaptive</code>		<code>\PHhorn</code>		<code>\PHslingshot</code>
	<code>\PHcarpentryPlane</code>		<code>\PHlid</code>		<code>\PHsmallAxe</code>
	<code>\PHcat</code>		<code>\PHlily</code>		<code>\PHstrainer</code>
	<code>\PHchild</code>		<code>\PHmanacles</code>		<code>\PHtattooedHead</code>
	<code>\PHclub</code>		<code>\PHmattock</code>		<code>\PHtiara</code>
	<code>\PHcolumn</code>		<code>\PHoxBack</code>		<code>\PHtunny</code>
	<code>\PHcomb</code>		<code>\PHpapyrus</code>		<code>\PHvine</code>
	<code>\PHdolium</code>		<code>\PHpedestrian</code>		<code>\PHwavyBand</code>
	<code>\PHdove</code>		<code>\PHplaneTree</code>		<code>\PHwoman</code>

TABLE 223: protosem Proto-Semitic Characters

	<code>\Aaleph</code>		<code>\AAhe</code>		<code>\Akaph</code>		<code>\Asamekh</code>		<code>\AAresh</code>
	<code>\AAaleph</code>		<code>\Azayin</code>		<code>\AAkaph</code>		<code>\Ape</code>		<code>\Ashin</code>
	<code>\Abeth</code>		<code>\Avav</code>		<code>\Alamed</code>		<code>\AApe</code>		<code>\Ahelmet</code>
	<code>\AAbeth</code>		<code>\Aheth</code>		<code>\AAlamed</code>		<code>\Asade</code>		<code>\AAhelmet</code>
	<code>\Agimel</code>		<code>\AAheth</code>		<code>\Amem</code>		<code>\AAsade</code>		<code>\Atav</code>
	<code>\Adaleth</code>		<code>\Ateth</code>		<code>\Anun</code>		<code>\Aqoph</code>		
	<code>\AAdaleth</code>		<code>\Ayod</code>		<code>\Aayin</code>		<code>\AAqoph</code>		
	<code>\Ahe</code>		<code>\AAyod</code>		<code>\AAayin</code>		<code>\Aresh</code>		

The protosem package defines abbreviated control sequences for each of the above. In addition, single-letter shortcuts can be used within the argument to the `\textproto` command (e.g., “`\textproto{Pakyn}`” produces “`ⲡⲁⲕⲏⲛ`”). See the protosem documentation for more information.

TABLE 224: hieroglf Hieroglyphics

	<code>\HA</code>		<code>\HI</code>		<code>\Hn</code>		<code>\HT</code>
	<code>\Ha</code>		<code>\Hi</code>		<code>\HO</code>		<code>\Ht</code>
	<code>\HB</code>		<code>\Hibl</code>		<code>\Ho</code>		<code>\Htongue</code>
	<code>\Hb</code>		<code>\Hibp</code>		<code>\Hp</code>		<code>\HU</code>
	<code>\Hc</code>		<code>\Hibs</code>		<code>\HP</code>		<code>\Hu</code>
	<code>\HC</code>		<code>\Hibw</code>		<code>\Hplural</code>		<code>\HV</code>
	<code>\HD</code>		<code>\HJ</code>		<code>\Hplus</code>		<code>\Hv</code>
	<code>\Hd</code>		<code>\Hj</code>		<code>\HQ</code>		<code>\Hvbar</code>
	<code>\Hdual</code>		<code>\Hk</code>		<code>\Hq</code>		<code>\Hw</code>
	<code>\He</code>		<code>\HK</code>		<code>\Hquery</code>		<code>\HW</code>
	<code>\HE</code>		<code>\HL</code>		<code>\HR</code>		<code>\HX</code>
	<code>\Hf</code>		<code>\Hl</code>		<code>\Hr</code>		<code>\Hx</code>
	<code>\HF</code>		<code>\Hm</code>		<code>\Hs</code>		<code>\HY</code>
	<code>\HG</code>		<code>\HM</code>		<code>\HS</code>		<code>\Hy</code>
	<code>\Hg</code>		<code>\Hman</code>		<code>\Hscribe</code>		<code>\Hz</code>
	<code>\Hh</code>		<code>\Hms</code>		<code>\Hslash</code>		<code>\HZ</code>
	<code>\HH</code>		<code>\HN</code>		<code>\Hsv</code>		
	<code>\Hone</code>		<code>\Hhundred</code>		<code>\HXthousand</code>		<code>\Hmillion</code>
	<code>\Hten</code>		<code>\Hthousand</code>		<code>\HCthousand</code>		

The hieroglf package defines alternate control sequences and single-letter shortcuts for each of the above which can be used within the argument to the `\textpmhg` command (e.g., “`\textpmhg{Pakin}`” produces “”). See the hieroglf documentation for more information.

TABLE 225: dictsym Dictionary Symbols

	<code>\dsaeronautical</code>		<code>\dscommercial</code>		<code>\dsmedical</code>
	<code>\dsagricultural</code>		<code>\ds heraldical</code>		<code>\dsmilitary</code>
	<code>\dsarchitectural</code>		<code>\dsjuridical</code>		<code>\dsrailways</code>
	<code>\dsbiological</code>		<code>\dsliterary</code>		<code>\dstechnical</code>
	<code>\dschemical</code>		<code>\ds mathematical</code>		

7 Additional Information

Unlike the previous sections of this document, Section 7 does not contain new symbol tables. Rather, it provides additional help in using the Comprehensive L^AT_EX Symbol List. First, it draws attention to symbol names used by multiple packages. Next, it provides some guidelines for finding symbols and gives some examples regarding how to construct missing symbols out of existing ones. Then, it comments on the spacing surrounding symbols in math mode. After that, it presents an ASCII and Latin 1 quick-reference guide, showing how to enter all of the standard ASCII/Latin 1 symbols in L^AT_EX. And finally, it lists some statistics about this document itself.

7.1 Symbol Name Clashes

Unfortunately, a number of symbol names are not unique; they appear in more than one package. Depending on how the symbols are defined in each package, L^AT_EX will either output an error message or replace an earlier-defined symbol with a later-defined symbol. Table 226 presents a selection of name clashes that appear in this document.

Using multiple symbols with the same name in the same document—or even merely loading conflicting symbol packages—can be tricky, but, as evidenced by the existence of Table 226, not impossible. The general procedure is to load the first package, rename the conflicting symbols, and then load the second package. Examine the L^AT_EX source for this document (`symbols.tex`)—especially the `\savesymbol` and `\restoresymbol` macros and their subsequent usage—to see one possible way to handle symbol conflicts.

`txfonts` and `pxfonts` redefine a huge number of symbols—essentially, all of the symbols defined by `latexsym`, `textcomp`, the various \mathcal{AMS} symbol sets, and L^AT_EX 2_ε itself. Similarly, `mathabx` redefines a vast number of math symbols in an attempt to improve their look. The `txfonts`, `pxfonts`, and `mathabx` conflicts are not listed in Table 226 because they are designed to be compatible with the symbols they replace. Table 227 on page 69 illustrates what “compatible” means in this context.

To use the new `txfonts`/`pxfonts` symbols without altering the document’s main font, merely reset the default font families back to their original values after loading one of those packages:

```
\renewcommand\rmdefault{cmr}
\renewcommand\sfdefault{cmss}
\renewcommand\ttdefault{cmtt}
```

7.2 Where can I find the symbol for ... ?

If you can’t find some symbol you’re looking for in this document, there are a few possible explanations:

- The symbol isn’t intuitively named. As a few examples, the command to draw dice is “`\Cube`”; a plus sign with a circle around it (“exclusive or” to computer engineers) is “`\oplus`”; and lightning bolts in fonts designed by German speakers may have “blitz” in their names. The moral of the story is to be creative with synonyms when searching the index.
- The symbol is defined by some package that I overlooked (or deemed unimportant). If there’s some symbol package that you think should be included in the Comprehensive L^AT_EX Symbol List, please send me e-mail at the address listed on the title page.
- The symbol isn’t defined in any package whatsoever.

Even in the last case, all is not lost. Sometimes, a symbol exists in a font, but there is no L^AT_EX binding for it. For example, the PostScript Symbol font contains a “`┘`” symbol, which may be useful for representing a carriage return, but there is no package (as far as I know) for accessing that symbol. To produce an unnamed symbol, you need to switch to the font explicitly with L^AT_EX 2_ε’s low-level font commands [`LAT00`] and use T_EX’s primitive `\char` command [Knu86a] to request a specific character number in the font.³ In fact, `\char` is not strictly necessary; the character can often be entered symbolically. For example, the symbol for an impulse train or Tate-Shafarevich

³`pifont` defines a convenient `\Pisymbol` command for accessing symbols in PostScript fonts by number. For example, “`\Pisymbol{psy}{191}`” produces “`┘`”.

TABLE 226: Symbol Name Clashes

Symbol	L ^A T _E X 2 _ε	AMS	stmaryrd	wasysym	mathabx	marvosym	bbding	ifsym	dingbat	wsuipa
<code>\baro</code>			ϕ							θ
<code>\bigtriangledown</code>	∇		∇							
<code>\bigtriangleup</code>	\triangle		\triangle							
<code>\checkmark</code>		\checkmark							\checkmark	
<code>\Circle</code>				\circ				\circ		
<code>\Cross</code>						\dagger	\dagger	\times		
<code>\ggg</code>		\ggg			\gg			\boxtimes		
<code>\Letter</code>						\boxtimes		\boxtimes		
<code>\lightning</code>			\lightning			\lightning		\lightning		
<code>\Lightning</code>				\lightning						
<code>\lll</code>		\lll								
<code>\Rightarrow</code>					\Leftarrow	\rightarrow				
<code>\Square</code>				\square			\square	\square		
<code>\Sun</code>						\odot		\odot		
<code>\Triangledown</code>							\blacktriangleright	\blacktriangledown		
<code>\Triangleup</code>							\blacktriangleleft	\blacktriangleup		

TABLE 227: Example of a Benign Name Clash

Symbol	Default (Computer Modern)	txfonts (Times Roman)
R	\mathbb{R}	\mathbb{R}
<code>\textrecipe</code>	$\mathbb{R}_{\mathcal{E}}$	\mathbb{R}

group (“III”) is actually an uppercase *sha* in the Cyrillic alphabet. (Cyrillic is supported by the OT2 font encoding, for instance). While a *sha* can be defined numerically as “`\fontencoding{OT2}\selectfont\char88`” it may be more intuitive to use the OT2 font encoding’s “SH” ligature: “`\fontencoding{OT2}\selectfont SH`”.

Reflecting and rotating existing symbols

A common request on `comp.text.tex` is for a reversed or rotated version of an existing symbol. As a last resort, these effects can be achieved with the `graphicx` (or `graphics`) package’s `\reflectbox` and `\rotatebox` macros. For example, `\rotatebox[origin=c]{180}{\iota}` produces the definite-description operator (“ ι ”). The disadvantage of the `graphicx/graphics` approach is that not every \TeX backend handles graphical transformations.⁴ Far better is to find a suitable font that contains the desired symbol in the correct orientation. For instance, if the `phonetic` package is available, then `\textit{\riota}` will yield a backend-independent “ ι ”. Similarly, `tipa`’s `\textrepsion` (“ \mathfrak{z} ”) or `wsuipa`’s `\revepsion` (“ \mathfrak{z} ”) may be used to express the mathematical notion of “such that” in a cleaner manner than with `\reflectbox` or `\rotatebox`.

Joining and overlapping existing symbols

Symbols that do not exist in any font can sometimes be fabricated out of existing symbols. The $\text{\LaTeX} 2_{\epsilon}$ source file `fontdef.dtx` contains a number of such definitions. For example, `\models` (see Table 54 on page 26) is defined in that file with:

```
\def\models{\mathrel|\joinrel=}
```

where `\mathrel` and `\joinrel` are used to control the horizontal spacing. `\def` is the \TeX primitive upon which \LaTeX ’s `\newcommand` is based. See The \TeX book [Knu86a] for more information on all three of those commands.

With some simple pattern-matching, one can easily define a backward `\models` sign (“ \vDash ”):

```
\def\ismodeledby{=\joinrel\mathrel|}
```

In general, arrows/harpoons, horizontal lines (“ $\bar{=}$ ”, “ $\bar{-}$ ”, “ $\bar{\relbar}$ ”, and “ $\bar{\Relbar}$ ”), and the various math-extension characters can be combined creatively with miscellaneous other characters to produce a variety of new symbols. Of course, new symbols can be composed from *any* set of existing characters. For instance, \LaTeX defines `\hbar` (“ \hbar ”) as a “ $\bar{-}$ ” character (`\mathchar'26`) followed by a backspace of 9 math units (`\mkern-9mu`), followed by the letter “ h ”:

```
\def\hbar{\mathchar'26\mkern-9muh}
```

We can just as easily define other barred letters:

```
\def\bbar{\mathchar'26\mkern-9mu b}
\def\dbar{\mathchar'26\mkern-12mu d}
```

⁴As an example, Xdvi ignores both `\reflectbox` and `\rotatebox`.

(The space after the “mu” is optional but is added for clarity.) `\bbar` and `\dbar` define “ \bar{b} ” and “ \bar{d} ”, respectively. Note that `\dbar` requires a greater backward math kern than `\bbar`; a -9μ kern would have produced the less-attractive “ \bar{d} ” glyph.

There is a TeX primitive called `\mathaccent` which centers one mathematical symbol atop another. For example, one can define `\dotcup` (“ $\dot{\cup}$ ”)—the composition of a `\cup` and a `\cdot`—as follows:

```
\newcommand{\dotcup}{\ensuremath{\mathaccent\cdot\cup}}
```

The catch is that `\mathaccent` requires the accent to be a “math character”. That is, it must be a character in a math font as opposed to a symbol defined in terms of other symbols. See The TeXbook [Knu86a] for more information.

Another TeX primitive that is useful for composing symbols is `\vcenter`. `\vcenter` is conceptually similar to “`\begin{tabular}{l}`” in L^ATeX but takes a list of vertical material instead of `\`-separated rows. Also, it vertically centers the result on the math axis. (Many operators, such as “+” and “−” are also vertically centered on the math axis.) Enrico Gregorio posted the following symbol definition to `comp.text.tex` in March 2004 in response to a query about an alternate way to denote equivalence:

```
\newcommand*\threesim{%
  \mathrel{\vcenter{\offinterlineskip
    \hbox{$\sim$}\vskip-.35ex\hbox{$\sim$}\vskip-.35ex\hbox{$\sim$}}}
```

The `\threesim` symbol, which vertically centers three `\sim` (“ \sim ”) symbols with 0.35 x -heights of space between them, is rendered as “ \approx ”. `\offinterlineskip` is a macro that disables implicit interline spacing. Without it, `\threesim` would have a full line of vertical spacing between each `\sim`. Because of `\vcenter`, `\threesim` aligns properly with other math operators: $a \div b \approx c \times d$.

The `slashed` package, although originally designed for producing Feynman slashed-character notation, in fact facilitates the production of *arbitrary* overlapped symbols. The default behavior is to overwrite a given character with “/”. For example, `\slashed{D}` produces “ \mathbb{D} ”. However, the `\declareslashed` command provides the flexibility to specify the mathematical context of the composite character (operator, relation, punctuation, etc., as will be discussed in Section 7.3), the overlapping symbol, horizontal and vertical adjustments in symbol-relative units, and the character to be overlapped. Consider, for example, the symbol for reduced quadrupole moment (“ F ”). This can be declared as follows:

```
\newcommand{\rqm}{%
  \declareslashed{\text{-}}{0.04}{0}{I}\slashed{I}}
```

`\declareslashed{.}{.}{.}{.}{I}` affects the meaning of all subsequent `\slashed{I}` commands in the same scope. The preceding definition of `\rqm` therefore uses an extra set of curly braces to limit that scope to a single `\slashed{I}`. In addition, `\rqm` uses amstext’s `\text` macro (described on the next page) to make `\declareslashed` use a text-mode hyphen (“-”) instead of a math-mode minus sign (“−”) and to ensure that the hyphen scales properly in size in subscripts and superscripts. See `slashed`’s documentation (located in `slashed.sty` itself) for a detailed usage description of the `\slashed` and `\declareslashed` commands.

Making new symbols work in superscripts and subscripts

To make composite symbols work properly within subscripts and superscripts, you may need to use TeX’s `\mathchoice` primitive. `\mathchoice` evaluates one of four expressions, based on whether the current math style is display, text, script, or scriptscript. (See The TeXbook [Knu86a] for a more complete description.) For example, the following L^ATeX code—posted to `comp.text.tex` by Torsten Bronger—composes a sub/superscriptable “ \top ” symbol out of `\top` and `\bot` (“ \top ” and “ \perp ”):

```
\def\topbotatom#1{\hbox{\hbox to 0pt{#1\bot$\hss}$#1\top$}}
\newcommand*\topbot{\mathrel{\mathchoice{\topbotatom\displaystyle}
  {\topbotatom\textstyle}
  {\topbotatom\scriptstyle}
  {\topbotatom\scriptscriptstyle}}}
```

The following is another example that uses `\mathchoice` to construct symbols in different math modes. The code defines a principal value integral symbol, which is an integral sign with a line through it.

```
\def\Xint#1{\mathchoice
  {\XXint\displaystyle\textstyle{#1}}%
  {\XXint\textstyle\scriptstyle{#1}}%
  {\XXint\scriptstyle\scriptscriptstyle{#1}}%
  {\XXint\scriptscriptstyle\scriptscriptstyle{#1}}%
  \!\int}
\def\XXint#1#2#3{\setbox0=\hbox{#1{#2#3}\int}$}
  \vcenter{\hbox{##2#3}}\kern-.5\wd0}
\def\ddashint{\Xint=}
\def\dashint{\Xint-}
```

(The preceding code was taken verbatim from the UK T_EX Users' Group FAQ at <http://www.tex.ac.uk/faq>.) `\dashint` produces a single-dashed integral sign (“ f ”), while `\ddashint` produces a double-dashed one (“ f ”). The `\Xint` macro defined above can also be used to generate a wealth of new integrals: “ \int ” (`\Xint\circlearrowright`), “ \int ” (`\Xint\circlearrowleft`), “ \int ” (`\Xint\subset`), “ \int ” (`\Xint\infty`), and so forth.

L^AT_EX 2_ε provides a simple wrapper for `\mathchoice` that sometimes helps produce terser symbol definitions. The macro is called `\mathpalette` and it takes two arguments. `\mathpalette` invokes the first argument, passing it one of “`\displaystyle`”, “`\textstyle`”, “`\scriptstyle`”, or “`\scriptscriptstyle`”, followed by the second argument. `\mathpalette` is useful when a symbol macro must know which math style is currently in use (e.g., to set it explicitly within an `\mbox`). Donald Arseneau posted the following `\mathpalette`-based definition of a probabilistic-independence symbol (“ \perp ”) to `comp.text.tex` in June 2000:

```
\newcommand\independent{\protect\mathpalette{\protect\independentT}\perp}
\def\independent#1#2{\mathrel{\rlap{##1#2}\mkern2mu{##2}}}
```

The `\independent` macro uses `\mathpalette` to pass the `\independentT` helper macro both the current math style and the `\perp` symbol. `\independentT` typesets `\perp` in the current math style, moves two math units to the right, and finally typesets a second—overlapping—copy of `\perp`, again in the current math style. `\rlap`, which enables text overlap, is described on the following page.

Some people like their square-root signs with a trailing “hook” (i.e., “ $\sqrt{\quad}$ ”) as this helps visually distinguish expressions like “ $\sqrt{3x}$ ” from those like “ $\sqrt{3}x$ ”. In March 2002, Dan Luecking posted a `\mathpalette`-based definition of a hooked square-root symbol to `comp.text.tex`:

```
\def\hksqrt{\mathpalette\DHLhksqrt}
\def\DHLhksqrt#1#2{\setbox0=\hbox{#1\sqrt{#2\,,$}}\dimen0=\ht0
  \advance\dimen0-0.2\ht0
  \setbox2=\hbox{\vrule height\ht0 depth -\dimen0}%
  {\box0\lower0.4pt\box2}}
```

Notice how `\DHLhksqrt` uses `\mathpalette` to recover the outer math style (argument #1) from within an `\hbox`. The rest of the code is simply using T_EX primitives to position a hook of height 0.2 times the `\sqrt` height at the right of the `\sqrt`. See The T_EXbook [Knu86a] for more understanding of T_EX “boxes” and “dimens”.

Sometimes, however, `amstex`'s `\text` macro is all that is necessary to make composite symbols appear correctly in subscripts and superscripts, as in the following definitions of `\neswarrow` (“ \nearrow ”) and `\nwsearrow` (“ \nwarrow ”).⁵

```
\newcommand{\neswarrow}{\mathrel{\text{\$ \nearrow$ \llap{\$ \swarrow$}}}}
\newcommand{\nwsearrow}{\mathrel{\text{\$ \nwarrow$ \llap{\$ \searrow$}}}}
```

⁵Note that if your goal is to typeset commutative diagrams, then you should probably be using X_Y-pic.

`\text` resembles L^AT_EX’s `\mbox` command but shrinks its argument appropriately when used within a subscript or superscript. `\llap` (“left overlap”) and its counterpart, `\rlap` (“right overlap”), appear frequently when creating composite characters. `\llap` outputs its argument to the left of the current position, overlapping whatever text is already there. Similarly, `\rlap` overlaps whatever text would normally appear to the right of its argument. For example, “`\llap{B}`” and “`\rlap{A}B`” each produce “**B**”. However, the result of the former is the width of “A”, and the result of the latter is the width of “B”—`\llap{...}` and `\rlap{...}` take up zero space.

In a June 2002 post to `comp.text.tex`, Donald Arseneau presented a general macro for aligning an arbitrary number of symbols on their horizontal centers and vertical baselines:

```
\makeatletter
\def\moverlay{\mathpalette\mov@rlay}
\def\mov@rlay#1#2{\leavevmode\top{%
\baselineskip\z@skip \lineskiplimit-\maxdimen
\ialign{\hfil$#1##$\hfil\cr#2\cr}}
\makeatother
```

The `\makeatletter` and `\makeatother` commands are needed to coerce L^AT_EX into accepting “@” as part of a macro name. `\moverlay` takes a list of symbols separated by `\cr` (T_EX’s equivalent of L^AT_EX’s `\`). For example, the `\topbot` command defined on page 70 could have been expressed as “`\moverlay{\top\cr\bot}`” and the `\neswarrow` command defined on the previous page could have been expressed as “`\moverlay{\nearrow\cr\swarrow}`”.

The basic concept behind `\moverlay`’s implementation is that `\moverlay` typesets the given symbols in a table that utilizes a zero `\baselineskip`. This causes every row to be typeset at the same vertical position. See The T_EXbook [Knu86a] for explanations of the T_EX primitives used by `\moverlay`.

Modifying L^AT_EX-generated symbols

Oftentimes, symbols composed in the L^AT_EX 2_ε source code can be modified with minimal effort to produce useful variations. For example, `fontdef.dtx` composes the `\ddots` symbol (see Table 138 on page 44) out of three periods, raised 7 pt., 4 pt., and 1 pt., respectively:

```
\def\ddots{\mathinner{\mkern1mu\raise7\p@
\ vbox{\kern7\p@\hbox{.}}\mkern2mu
\raise4\p@\hbox{.}}\mkern2mu\raise\p@\hbox{.}}\mkern1mu}}
```

`\p@` is a L^AT_EX 2_ε shortcut for “pt” or “1.0pt”. The remaining commands are defined in The T_EXbook [Knu86a]. To draw a version of `\ddots` with the dots going along the opposite diagonal, we merely have to reorder the `\raise7\p@`, `\raise4\p@`, and `\raise\p@`:

```
\makeatletter
\def\revddots{\mathinner{\mkern1mu\raise\p@
\ vbox{\kern7\p@\hbox{.}}\mkern2mu
\raise4\p@\hbox{.}}\mkern2mu\raise7\p@\hbox{.}}\mkern1mu}}
\makeatother
```

`\revddots` is essentially identical to the `mathdots` package’s `\iddots` command or the `yhmath` package’s `\adots` command.

Producing complex accents

Accents are a special case of combining existing symbols to make new symbols. While various tables in this document show how to add an accent to an existing symbol, some applications, such as transliterations from non-Latin alphabets, require *multiple* accents per character. For instance, the creator of pdfT_EX writes his name as “Hàn Thේ Thành”. The `dblaccnt` package enables L^AT_EX to stack accents, as in “`H\’an Th\’\’{\^e} Th\’anh`” (albeit not in the OT1 font encoding). In addition, the `wsuipa` package defines `\diatop` and `\diaunder` macros for putting

one or more diacritics or accents above or below a given character. For example, `\diaunder[{\diatop[\prime]}]{\textsubdot{r}}` produces “ \dot{r} ”. See the `wsuipa` documentation for more information.

The `accents` package facilitates the fabrication of accents in math mode. Its `\accentset` command enables *any* character to be used as an accent. For instance, `\accentset{star}{f}` produces “ f^* ” and `\accentset{e}{X}` produces “ X^e ”. `\underaccent` does the same thing, but places the accent beneath the character. This enables constructs like `\underaccent{tilde}{V}`, which produces “ $\underset{\sim}{V}$ ”. `accents` provides other accent-related features as well; see the documentation for more information.

A more complex example of composing accents is the following definition of extensible `\overbracket`, `\underbracket`, `\overparenthesis`, and `\underparenthesis` symbols, taken from a May 2002 `comp.text.tex` post by Donald Arseneau (June 2003):

```
\makeatletter
\def\overbracket#1{\mathop{\vbox{\ialign{##\crcr\noalign{\kern3\p@}
\downbracketfill\crcr\noalign{\kern3\p@\nointerlineskip}
$\hfil\displaystyle{#1}\hfil$\crcr}}}\limits}
\def\underbracket#1{\mathop{\vtop{\ialign{##\crcr
$\hfil\displaystyle{#1}\hfil$\crcr\noalign{\kern3\p@\nointerlineskip}
\upbracketfill\crcr\noalign{\kern3\p@}}}\limits}
\def\overparenthesis#1{\mathop{\vbox{\ialign{##\crcr\noalign{\kern3\p@}
\downparenthfill\crcr\noalign{\kern3\p@\nointerlineskip}
$\hfil\displaystyle{#1}\hfil$\crcr}}}\limits}
\def\underparenthesis#1{\mathop{\vtop{\ialign{##\crcr
$\hfil\displaystyle{#1}\hfil$\crcr\noalign{\kern3\p@\nointerlineskip}
\upparenthfill\crcr\noalign{\kern3\p@}}}\limits}
\def\downparenthfill{${\m@th\bracedl\leaders\vrule\hfill\bracerd$}
\def\upparenthfill{${\m@th\braceru\leaders\vrule\hfill\braceru$}
\def\upbracketfill{${\m@th\makesm@sh{\llap{\vrule\@height3\p@\@width.7\p@}}%
\leaders\vrule\@height.7\p@\hfill
\makesm@sh{\rlap{\vrule\@height3\p@\@width.7\p@}}$}
\def\downbracketfill{${\m@th
\makesm@sh{\llap{\vrule\@height.7\p@\@depth2.3\p@\@width.7\p@}}%
\leaders\vrule\@height.7\p@\hfill
\makesm@sh{\rlap{\vrule\@height.7\p@\@depth2.3\p@\@width.7\p@}}$}
\makeatother
```

Table 228 showcases these accents. The `TEXbook` [Knu86a] or another book on `TEX` primitives is indispensable for understanding how the preceding code works. The basic idea is that `\downparenthfill`, `\upparenthfill`, `\downbracketfill`, and `\upbracketfill` do all of the work; they output a left symbol (e.g., `\bracedl` [`“`”] for `\downparenthfill`), a horizontal rule that stretches as wide as possible, and a right symbol (e.g., `\bracerd` [`”`”] for `\downparenthfill`). `\overbracket`, `\underbracket`, `\overparenthesis`, and `\underparenthesis` merely create a table whose width is determined by the given text, thereby constraining the width of the horizontal rules.

TABLE 228: Manually Composed Extensible Accents

\overbrace{abc}	<code>\overbracket{abc}</code>	\overparen{abc}	<code>\overparenthesis{abc}</code>
\underbrace{abc}	<code>\underbracket{abc}</code>	\underparen{abc}	<code>\underparenthesis{abc}</code>

A similar, but simpler example, stems from another `comp.text.tex` post by Donald Arseneau. The following code defines an equals sign that extends as far to the right as possible (just like `LATEX`'s `\hrulefill` command):

```
\makeatletter
```

```

\def\equalsfill{${\m@th\mathord=\mkern-7mu
\cleaders\hbox{${!\mathord=!\$}\hfill
\mkern-7mu\mathord=$}
\makeatother

```

TeX’s `\cleaders` and `\hfill` primitives are the key to understanding `\equalsfill`’s extensibility. Essentially, `\equalsfill` repeats a box containing “=” plus some negative space until it fills the maximum available horizontal space. `\equalsfill` is intended to be used with L^ATeX’s `\stackrel` command, which stacks one mathematical expression (slightly reduced in size) atop another. Hence, “`\stackrel{a}{\rightarrow}`” produces “ $\overset{a}{\rightarrow}$ ” and “`\stackrel{\text{definition}}{\hbox{\equalsfill}} Y`” produces “ $X \overset{\text{definition}}{=} Y$ ”.

If all that needs to extend are horizontal and vertical lines—as opposed to repeated symbols such as the “=” in the previous example—L^ATeX’s `array` or `tabular` environments may suffice. Consider the following code (also presented in a `comp.text.tex` post by Donald Arseneau) for typesetting annuities:

```

\DeclareRobustCommand{\annu}[1]{_f%
\def\arraystretch{0}%
\setlength\arraycolsep{1pt}%      adjust these
\setlength\arrayrulewidth{.2pt}%  two settings
\begin{array}[b]{@{c|}\hline
\[\arraycolsep]%
\scriptstyle #1%
\end{array}%
}}

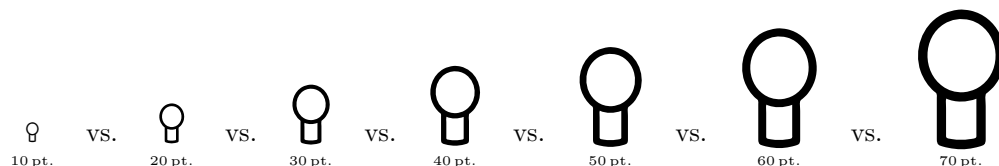
```

One can then use, e.g., “`$A\annu{x:n}$`” to produce “ $A_{\overline{x:n}}$ ”.

Creating new symbols from scratch

Sometimes it is simply not possible to define a new symbol in terms of existing symbols. Fortunately, most, if not all, TeX distributions are shipped with a tool called METAFONT which is designed specifically for creating fonts to be used with TeX. The METAFONTbook [Knu86b] is the authoritative text on METAFONT. If you plan to design your own symbols with METAFONT, The METAFONTbook is essential reading. Nevertheless, the following is an extremely brief tutorial on how to create a new L^ATeX symbol using METAFONT. Its primary purpose is to cover the L^ATeX-specific operations not mentioned in The METAFONTbook and to demonstrate that symbol-font creation is not necessarily a difficult task.

Suppose we need a symbol to represent a light bulb (“Q”).⁶ The first step is to draw this in METAFONT. It is common to separate the font into two files: a size-dependent file, which specifies the design size and various font-specific parameters that are a function of the design size; and a size-independent file, which draws characters in the given size. Figure 1 shows the METAFONT code for `lightbulb10.mf`. `lightbulb10.mf` specifies various parameters that produce a 10 pt. light bulb then loads `lightbulb.mf`. Ideally, one should produce `lightbulb<size>.mf` files for a variety of *<size>*s. This is called “optical scaling”. It enables, for example, the lines that make up the light bulb to retain the same thickness at different font sizes, which looks much nicer than the alternative—and default—“mechanical scaling”. When a `lightbulb<size>.mf` file does not exist for a given size *<size>*, the computer mechanically produces a wider, taller, thicker symbol:



`lightbulb.mf`, shown in Figure 2, draws a light bulb using the parameters defined in `lightbulb10.mf`. Note that the the filenames “`lightbulb10.mf`” and “`lightbulb.mf`” do not follow the Berry font-naming scheme [Ber01]; the Berry font-naming scheme is largely irrelevant for symbol fonts, which generally lack bold, italic, small-caps, slanted, and other such variants.

⁶I’m not a very good artist; you’ll have to pretend that “Q” looks like a light bulb.

```

font_identifier := "LightBulb10"; % Name the font.
font_size 10pt#; % Specify the design size.

em# := 10pt#; % "M" width is 10 points.
cap# := 7pt#; % Capital letter height is 7 points above the baseline.
sb# := 1/4pt#; % Leave this much space on the side of each character.
o# := 1/16pt#; % Amount that curves overshoot borders.

input lightbulb % Load the file that draws the actual glyph.

```

Figure 1: Sample METAFONT size-specific file (`lightbulb10.mf`)

```

mode_setup; % Target a given printer.
define_pixels(em, cap, sb); % Convert to device-specific units.
define_corrected_pixels(o); % Same, but add a device-specific fudge factor.

%% Define a light bulb at the character position for "A"
%% with width 1/2em#, height cap#, and depth 1pt#.
beginchar("A", 1/2em#, cap#, 1pt#); "A light bulb";
  pickup pencircle scaled 1/2pt; % Use a pen with a small, circular tip.

  %% Define the points we need.
  top z1 = (w/2, h + o); % z1 is at the top of a circle.
  rt z2 = (w + sb + o - x4, y4); % z2 is at the same height as z4 but the opposite side.
  bot z3 = (z1 - (0, w - sb - o)); % z3 is at the bottom of the circle.
  lft z4 = (sb - o, 1/2[y1, y3]); % z4 is on the left of the circle.
  path bulb; % Define a path for the bulb itself.
  bulb = z1 .. z2 .. z3 .. z4 .. cycle; % The bulb is a closed path.

  z5 = point 2 - 1/3 of bulb; % z5 lies on the bulb, a little to the right of z3.
  z6 = (x5, 0); % z6 is at the bottom, directly under z5.
  z7 = (x8, 0); % z7 is at the bottom, directly under z8.
  z8 = point 2 + 1/3 of bulb; % z8 lies on the bulb, a little to the left of z3.
  bot z67 = (1/2[x6, x7], pen_bot - o - 1/8pt); % z67 lies halfway between z6 and z7 but a jot lower.

  %% Draw the bulb and the base.
  draw bulb; % Draw the bulb proper.
  draw z5 -- z6 .. z67 .. z7 -- z8; % Draw the base of the bulb.

  %% Display key positions and points to help us debug.
  makegrid(0, sb, w/2, w - sb)(0, -1pt, y2, h); % Label "interesting" x and y coordinates.
  penlabels(1, 2, 3, 4, 5, 6, 67, 7, 8); % Label control points for debugging.
endchar;
end

```

Figure 2: Sample METAFONT size-independent file (`lightbulb.mf`)

The code in Figures 1 and 2 is heavily commented and should demonstrate some of the basic concepts behind METAFONT usage: declaring variables, defining points, drawing lines and curves, and preparing to debug or fine-tune the output. Again, The METAFONTbook [Knu86b] is the definitive reference on METAFONT programming.

METAFONT can produce “proofs” of fonts—large, labeled versions that showcase the logical structure of each character. In fact, proof mode is METAFONT’s default mode. To produce a proof of `lightbulb10.mf`, issue the following commands at the operating-system prompt:

```
prompt> mf lightbulb10.mf           ⇐ Produces lightbulb10.2602gf
prompt> gftodvi lightbulb10.2602gf  ⇐ Produces lightbulb10.dvi
```

You can then view `lightbulb10.dvi` with any DVI viewer. The result is shown in Figure 3. Observe how the grid defined with `makegrid` at the bottom of Figure 2 draws vertical lines at positions 0, sb , $w/2$, and $w - sb$ and horizontal lines at positions 0, $-1pt$, y_2 , and h . Similarly, observe how the `penlabels` command labels all of the important coordinates: z_1, z_2, \dots, z_8 and z_{67} , which `lightbulb.mf` defines to lie between z_6 and z_7 .

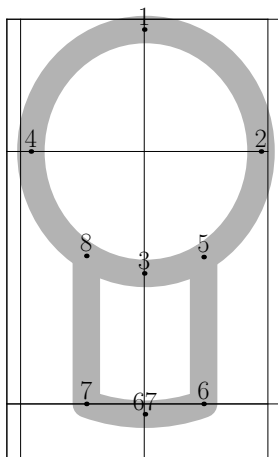


Figure 3: Proof diagram of `lightbulb10.mf`

Most, if not all, T_EX distributions include a Plain T_EX file called `testfont.tex` which is useful for testing new fonts in a variety of ways. One useful routine produces a table of all of the characters in the font:

```
prompt> tex testfont
This is TeX, Version 3.14159 (Web2C 7.3.1)
(/usr/share/texmf/tex/plain/base/testfont.tex
Name of the font to test = lightbulb10
Now type a test command (\help for help):)
*\table

*\bye
[1]
Output written on testfont.dvi (1 page, 1516 bytes).
Transcript written on testfont.log.
```

The resulting table, stored in `testfont.dvi` and illustrated in Figure 4, shows every character in the font. To understand how to read the table, note that the character code for “A”—the only character defined by `lightbulb10.mf`—is 41 in hexadecimal (base 16) and 101 in octal (base 8).

The LightBulb10 font is now usable by T_EX. L^AT_EX 2_ε, however, needs more information before documents can use the font. First, we create a font-description file that tells L^AT_EX 2_ε how to map fonts in a given font family and encoding to a particular font in a particular font size. For symbol fonts, this mapping is fairly simple. Symbol fonts almost always use the “U” (“Unknown”) font encoding and frequently occur in only one

Test of lightbulb10 on March 11, 2003 at 1127

	'0	'1	'2	'3	'4	'5	'6	'7	
'10x		8							"4x
'11x									
	"8	"9	"A	"B	"C	"D	"E	"F	

Figure 4: Font table produced by `testfont.tex`

variant: normal weight and non-italicized. The filename for a font-description file important; it must be of the form “ $\langle encoding \rangle \langle family \rangle .fd$ ”, where $\langle encoding \rangle$ is the lowercase version of the encoding name (typically “u” for symbol fonts) and $\langle family \rangle$ is the name of the font family. For LightBulb10, let’s call this “bulb”. Figure 5 lists the contents of `ubulb.fd`. The document “ $\LaTeX 2_{\epsilon}$ Font Selection” [L^AT_EX00] describes `\DeclareFontFamily` and `\DeclareFontShape` in detail, but the gist of `ubulb.fd` is first to declare a U-encoded version of the `bulb` font family and then to specify that a $\LaTeX 2_{\epsilon}$ request for a U-encoded version of `bulb` with a (m)edium font series (as opposed to, e.g., bold) and a (n)ormal font shape (as opposed to, e.g., italic) should translate into a \TeX request for `lightbulb10.tfm` mechanically scaled to the current font size.

```
\DeclareFontFamily{U}{bulb}{}
\DeclareFontShape{U}{bulb}{m}{n}{<-> lightbulb10}{}
```

Figure 5: $\LaTeX 2_{\epsilon}$ font-description file (`ubulb.fd`)

The final step is to write a $\LaTeX 2_{\epsilon}$ style file that defines a name for each symbol in the font. Because we have only one symbol our style file, `lightbulb.sty` (Figure 6), is rather trivial. Note that instead of typesetting “A” we could have had `\lightbulb` typeset “ $\backslash char 65$ ”, “ $\backslash char 41$ ”, or “ $\backslash char '101$ ” (respectively, decimal, hexadecimal, and octal character offsets into the font). For a simple, one-character symbol font such as LightBulb10 it would be reasonable to merge `ubulb.fd` into `lightbulb.sty` instead of maintaining two separate files. In either case, a document need only include “ $\backslash usepackage{lightbulb}$ ” to make the `\lightbulb` symbol available.

```
\newcommand{\lightbulb}{\usefont{U}{bulb}{m}{n}A}
```

Figure 6: $\LaTeX 2_{\epsilon}$ style file (`lightbulb.sty`)

METAFONT normally produces bitmapped fonts. However, it is also possible, with the help of some external tools, to produce PostScript Type 1 fonts. These have the advantages of rendering better in Adobe[®] Acrobat[®] (at least in versions prior to 6.0) and of being more memory-efficient when handled by a PostScript interpreter. See <http://www.tex.ac.uk/cgi-bin/texfaq2html?label=extrace> for pointers to tools that can produce Type 1 fonts from METAFONT.

7.3 Math-mode spacing

Terms such as “binary operators”, “relations”, and “punctuation” in Section 3 primarily regard the surrounding spacing. (See the Short Math Guide for \LaTeX [Dow00] for a nice exposition on the subject.) To use a symbol for a different purpose, you can use the \TeX commands `\mathord`, `\mathop`, `\mathbin`, `\mathrel`, `\mathopen`, `\mathclose`, and `\mathpunct`. For example, if you want to use `\downarrow` as a variable (an “ordinary” symbol) instead of a delimiter, you can write “ $\$3 x + \mathord{\downarrow}\$$ ” to get the properly spaced “ $3x + \downarrow$ ” rather than the awkward-looking “ $3x + \downarrow$ ”. Similarly, to create a dotted-union symbol (“ $\dot{\cup}$ ”) that spaces like the ordinary set-union symbol (`\cup`) it must be defined with `\mathbin`, just as `\cup` is. Contrast “ $\$A \dot{\cup} B\$$ ” (“ $A \dot{\cup} B$ ”) with “ $\$A \mathbin{\dot{\cup}} B\$$ ” (“ $A \cup B$ ”). See The \TeX book [Knu86a] for the definitive description of math-mode spacing.

The purpose of the “log-like symbols” in Tables 96 and 97 is to provide the correct amount of spacing around and within multiletter function names. Table 229 contrasts the output of the log-like symbols with various, naïve alternatives. In addition to spacing, the log-like symbols also handle subscripts properly. For example, “`\max_{p \in P}`” produces “ $\max_{p \in P}$ ” in text, but “max” as part of a displayed formula.

TABLE 229: Spacing Around/Within Log-like Symbols

L ^A T _E X expression	Output
<code>\$r \sin \theta\$</code>	$r \sin \theta$ (best)
<code>\$r sin \theta\$</code>	$rsin\theta$
<code>\$r \mbox{sin} \theta\$</code>	$rsin\theta$
<code>\$r \mathrm{sin} \theta\$</code>	$rsin\theta$

The `amsmath` package makes it straightforward to define new log-like symbols:

```
\DeclareMathOperator{\atan}{atan}
\DeclareMathOperator*{\lcm}{lcm}
```

The difference between `\DeclareMathOperator` and `\DeclareMathOperator*` involves the handling of subscripts. With `\DeclareMathOperator*`, subscripts are written beneath log-like symbols in display style and to the right in text style. This is useful for limit operators (e.g., `\lim`) and functions that tend to map over a set (e.g., `\min`). In contrast, `\DeclareMathOperator` tells T_EX that subscripts should always be displayed to the right of the operator, as is common for functions that take a single parameter (e.g., `\log` and `\cos`). Table 230 contrasts symbols declared with `\DeclareMathOperator` and `\DeclareMathOperator*` in both text style (`$. . .$`) and display style (`\[. . .\]`).⁷

TABLE 230: Defining new log-like symbols

Declaration function	<code>\$. . .\$\newlogsym_{p \in P}\$</code>	<code>\[\newlogsym_{p \in P} \]</code>
<code>\DeclareMathOperator</code>	$\text{newlogsym}_{p \in P}$	$\text{newlogsym}_{p \in P}$
<code>\DeclareMathOperator*</code>	$\text{newlogsym}_{p \in P}$	$\text{newlogsym}_{p \in P}$

It is common to use a thin space (`\,`) between the words of a multiword operators, as in “`\DeclareMathOperator*{\argmax}{arg\,max}`”. `\liminf`, `\limsup`, and all of the log-like symbols shown in Table 97 utilize this spacing convention.

7.4 Bold mathematical symbols

L^AT_EX does not normally use bold symbols when typesetting mathematics. However, bold symbols are occasionally needed, for example when naming vectors. Any of the approaches described at <http://www.tex.ac.uk/cgi-bin/texfaq2html?label=boldgreek> can be used to produce bold mathematical symbols. Table 231 contrasts the output produced by these various techniques. As the table illustrates, these techniques exhibit variation in their formatting of Latin letters (upright vs. italic), formatting of Greek letters (bold vs. normal), formatting of operators and relations (bold vs. normal), and spacing.

⁷Note that `\displaystyle` can be used to force display style within `$. . .$` and `\textstyle` can be used to force text style within `\[. . .\]`.

TABLE 231: Producing bold mathematical symbols

Package	Code	Output	
<i>none</i>	<code>\alpha + b = \Gamma \div D</code>	$\alpha + b = \Gamma \div D$	(no bold)
<i>none</i>	<code>\mathbf{\alpha + b = \Gamma \div D}</code>	$\alpha + \mathbf{b} = \mathbf{\Gamma} \div \mathbf{D}$	
<i>none</i>	<code>\boldmath\alpha + b = \Gamma \div D</code>	$\boldsymbol{\alpha} + \boldsymbol{b} = \boldsymbol{\Gamma} \div \boldsymbol{D}$	
amsbsy	<code>\pmb{\alpha + b = \Gamma \div D}</code>	$\boldsymbol{\alpha} + \boldsymbol{b} = \boldsymbol{\Gamma} \div \boldsymbol{D}$	(faked bold)
amsbsy	<code>\boldsymbol{\alpha + b = \Gamma \div D}</code>	$\boldsymbol{\alpha} + \boldsymbol{b} = \boldsymbol{\Gamma} \div \boldsymbol{D}$	
bm	<code>\bm{\alpha + b = \Gamma \div D}</code>	$\boldsymbol{\alpha} + \boldsymbol{b} = \boldsymbol{\Gamma} \div \boldsymbol{D}$	
fixmath	<code>\mathbfbold{\alpha + b = \Gamma \div D}</code>	$\boldsymbol{\alpha} + \boldsymbol{b} = \boldsymbol{\Gamma} \div \boldsymbol{D}$	

7.5 ASCII and Latin 1 quick reference

Table 232 amalgamates data from various other tables in this document into a convenient reference for L^AT_EX 2_ε typesetting of ASCII characters, i.e., the characters available on a typical U.S. computer keyboard. The first two columns list the character’s ASCII code in decimal and hexadecimal. The third column shows what the character looks like. The fourth column lists the L^AT_EX 2_ε command to typeset the character as a text character. And the fourth column lists the L^AT_EX 2_ε command to typeset the character within a `\texttt{...}` command (or, more generally, when `\ttfamily` is in effect).

TABLE 232: L^AT_EX 2_ε ASCII Table

Dec	Hex	Char	Body text	<code>\texttt</code>	Dec	Hex	Char	Body text	<code>\texttt</code>
33	21	!	!	!	62	3E	>	<code>\textgreater</code>	>
34	22	"	<code>\textquotedbl</code>	"	63	3F	?		?
35	23	#	<code>\#</code>	<code>\#</code>	64	40	@	@	@
36	24	\$	<code>\\$</code>	<code>\\$</code>	65	41	A	A	A
37	25	%	<code>\%</code>	<code>\%</code>	66	42	B	B	B
38	26	&	<code>\&</code>	<code>\&</code>	67	43	C	C	C
39	27	,	,	,	:	:	:	:	:
40	28	(((90	5A	Z	Z	Z
41	29)))	91	5B	[[[
42	2A	*	*	*	92	5C	<code>\</code>	<code>\textbackslash</code>	<code>\char‘\</code>
43	2B	+	+	+	93	5D]]]
44	2C	,	,	,	94	5E	^	<code>\^{}{}</code>	<code>\^{}{}</code>
45	2D	-	-	-	95	5F	_	<code>_</code>	<code>\char‘_</code>
46	2E	.	.	.	96	60	‘	‘	‘
47	2F	/	/	/	97	61	a	a	a
48	30	0	0	0	98	62	b	b	b
49	31	1	1	1	99	63	c	c	c
50	32	2	2	2	:	:	:	:	:
:	:	:	:	:	122	7A	z	z	z
57	39	9	9	9	123	7B	{	<code>\{</code>	<code>\char‘\{</code>
58	3A	:	:	:	124	7C		<code>\textbar</code>	
59	3B	;	;	;	125	7D	}	<code>\}</code>	<code>\char‘\}</code>
60	3C	<	<code>\textless</code>	<	126	7E	~	<code>\~{}{}</code>	<code>\~{}{}</code>
61	3D	=	=	=					

The following are some additional notes about the contents of Table 232:

- “” is not available in the OT1 font encoding.

- The characters “<”, “>”, and “|” do work as expected in math mode, although they produce, respectively, “ı̇”, “ı̈”, and “—” in text mode when using the OT1 font encoding.⁸ The following are some alternatives for typesetting “<”, “>”, and “|”:
- Specify a document font encoding other than OT1 (as described on page 7).
- Use the appropriate symbol commands from Table 2 on page 8, viz. `\textless`, `\textgreater`, and `\textbar`.
- Enter the symbols in math mode instead of text mode, i.e., `$$<`, `$$>`, and `$$|`.

Note that for typesetting metavariables many people prefer `\textlangle` and `\textrangle` to `\textless` and `\textgreater`, i.e., “`\langle filename \rangle`” instead of “`<filename>`”.

- Although “/” does not require any special treatment, L^AT_EX additionally defines a `\slash` command which outputs the same glyph but permits a line break afterwards. That is, “`increase/decrease`” is always typeset as a single entity while “`increase\slash{}decrease`” may be typeset with “`increase/`” on one line and “`decrease`” on the next.
- `\textasciicircum` can be used instead of `\~{}`, and `\textasciitilde` can be used instead of `\~{}`. Note that `\textasciitilde` and `\~{}` produce raised, diacritic tildes. “Text” (i.e., vertically centered) tildes can be generated with either the math-mode `\sim` command (shown in Table 54 on page 26), which produces a somewhat wide “~”, or the `textcomp` package’s `\texttildelow` (shown in Table 36 on page 19), which produces a vertically centered “~” in most fonts but a baseline-oriented “~” in Computer Modern, `txfonts`, `pxfonts`, and various other fonts originating from the T_EX world. If your goal is to typeset tildes in URLs or Unix filenames, your best bet is to use the `url` package, which has a number of nice features such as proper line-breaking of such names.
- The various `\char` commands within `\texttt` are necessary only in the OT1 font encoding. In other encodings (e.g., T1), commands such as `\{`, `\}`, `_`, and `\textbackslash` all work properly.
- The IBM version of ASCII characters 1 to 31 can be typeset using the `ascii` package. See Table 166 on page 51.
- To replace “” and “” with the more computer-like (and more visibly distinct) “” and “” within a `verbatim` environment, use the `upquote` package. Outside of `verbatim`, you can use `\char18` and `\char13` to get the modified quote characters. (The former is actually a grave accent.)

Similar to Table 232, Table 233 on the next page is an amalgamation of data from other tables in this document. While Table 232 shows how to typeset the 7-bit ASCII character set, Table 233 shows the Latin 1 (Western European) character set, also known as ISO-8859-1.

The following are some additional notes about the contents of Table 233:

- A “(tc)” after a symbol name means that the `textcomp` package must be loaded to access that symbol. A “(T1)” means that the symbol requires the T1 font encoding. The `fontenc` package can change the font encoding document-wide.
- Many of the `\text...` accents can also be produced using the accent commands shown in Table 18 on page 13 plus an empty argument. For instance, `\={}` is essentially the same as `\textasciimacron`.
- The commands in the “L^AT_EX 2_ε” columns work both in body text and within a `\texttt{...}` command (or, more generally, when `\ttfamily` is in effect).
- Microsoft[®] Windows[®] normally uses a superset of Latin 1 called “CP1252” (Code Page 1252). CP1252 adds codes in the range 128–159 (hexadecimal 80–9F), including characters such as dashes, daggers, and quotation marks. If there’s sufficient interest, a future version of the Comprehensive L^AT_EX Symbol List may include a CP1252 table.

⁸Donald Knuth didn’t think such symbols were important outside of mathematics so he omitted them from his text fonts.

TABLE 233: L^AT_EX 2_ε Latin 1 Table

Dec	Hex	Char	L ^A T _E X 2 _ε	Dec	Hex	Char	L ^A T _E X 2 _ε
161	A1	¡	!'	209	D1	Ñ	\~{N}
162	A2	¢	\textcent (tc)	210	D2	Ò	\^{O}
163	A3	£	\pounds	211	D3	Ó	\' {O}
164	A4	¤	\textcurrency (tc)	212	D4	Ô	\~{O}
165	A5	¥	\textyen (tc)	213	D5	Õ	\~{O}
166	A6	¦	\textbrokenbar (tc)	214	D6	Ö	\" {O}
167	A7	§	\S	215	D7	×	\texttimes (tc)
168	A8	¨	\textasciidieresis (tc)	216	D8	Ø	\O
169	A9	©	\textcopyright	217	D9	Ù	\' {U}
170	AA	ª	\textordfeminine	218	DA	Ú	\' {U}
171	AB	«	\guillemotleft (T1)	219	DB	Û	\^ {U}
172	AC	¬	\textlnot (tc)	220	DC	Ü	\" {U}
173	AD	-	\-	221	DD	Ý	\' {Y}
174	AE	®	\textregistered	222	DE	Þ	\TH (T1)
175	AF	ˆ	\textasciimacron (tc)	223	DF	ß	\ss
176	B0	°	\textdegree (tc)	224	E0	à	\' {a}
177	B1	±	\textpm (tc)	225	E1	á	\' {a}
178	B2	²	\texttwosuperior (tc)	226	E2	â	\^ {a}
179	B3	³	\textthreesuperior (tc)	227	E3	ã	\~ {a}
180	B4	´	\textasciiacute (tc)	228	E4	ä	\" {a}
181	B5	µ	\textmu (tc)	229	E5	å	\aa
182	B6	¶	\P	230	E6	æ	\ae
183	B7	·	\textperiodcentered	231	E7	ç	\c {c}
184	B8	¸	\c {}	232	E8	è	\' {e}
185	B9	¹	\textonesuperior (tc)	233	E9	é	\' {e}
186	BA	º	\textordmasculine	234	EA	ê	\^ {e}
187	BB	»	\guillemotright	235	EB	ë	\" {e}
188	BC	¼	\textonequarter (tc)	236	EC	ì	\' {i}
189	BD	½	\textonehalf (tc)	237	ED	í	\' {i}
190	BE	¾	\textthreequarters (tc)	238	EE	î	\^ {i}
191	BF	¿	?'	239	EF	ï	\" {i}
192	C0	À	\' {A}	240	F0	ð	\dh (T1)
193	C1	Á	\' {A}	241	F1	ñ	\~ {n}
194	C2	Â	\^ {A}	242	F2	ò	\' {o}
195	C3	Ã	\~ {A}	243	F3	ó	\' {o}
196	C4	Ä	\" {A}	244	F4	ô	\^ {o}
197	C5	Å	\AA	245	F5	õ	\~ {o}
198	C6	Æ	\AE	246	F6	ö	\" {o}
199	C7	Ç	\c {C}	247	F7	÷	\textdiv (tc)
200	C8	È	\' {E}	248	F8	ø	\o
201	C9	É	\' {E}	249	F9	ù	\' {u}
202	CA	Ê	\^ {E}	250	FA	ú	\' {u}
203	CB	Ë	\" {E}	251	FB	û	\^ {u}
204	CC	Ì	\' {I}	252	FC	ü	\" {u}
205	CD	Í	\' {I}	253	FD	ý	\' {y}
206	CE	Î	\^ {I}	254	FE	þ	\th (T1)
207	CF	Ï	\" {I}	255	FF	ÿ	\" {y}
208	D0	Ð	\DH (T1)				

- The “ℒ” and “\$” glyphs occupy the same slot (36) of the OT1 font encoding, with “ℒ” appearing in italic fonts and “\$” appearing in roman fonts. A problem with L^AT_EX’s default handling of this double-mapping is that “`{\sffamily\slshape\pounds}`” produces “\$”, not “ℒ”. Other font encodings use separate slots for the two characters and are therefore robust to the problem of “ℒ”/”\$” conflicts. Authors who use `\pounds` should select a font encoding other than OT1 (as explained on page 7) or use the `textcomp` package, which redefines `\pounds` to use the TS1 font encoding.
- Character 173, `\-`, is shown as “-” but is actually a discretionary hyphen; it appears only at the end of a line.

While too large to incorporate into this document, a listing of ISO 8879:1986 SGML/XML character entities and their L^AT_EX equivalents is available from <http://www.bitjungle.com/~isoent/>. Some of the characters presented there make use of `isoent`, a L^AT_EX 2_ε package (available from the same URL) that fakes some of the missing ISO glyphs using the L^AT_EX `picture` environment.⁹

7.6 About this document

History David Carlisle wrote the first version of this document in October, 1994. It originally contained all of the native L^AT_EX symbols (Tables 39, 47, 54, 79, 96, 98, 113, 114, 122, 126, 145, and a few tables that have since been reorganized) and was designed to be nearly identical to the tables in Chapter 3 of Leslie Lamport’s book [Lam86]. Even the table captions and the order of the symbols within each table matched! The \mathcal{AMS} symbols (Tables 40, 55, 56, 82, 83, 99, 103, 109, and 146) and an initial Math Alphabets table (Table 151) were added thereafter. Later, Alexander Holt provided the `stmaryrd` tables (Tables 41, 49, 57, 85, 93, and 110).

In January, 2001, Scott Pakin took responsibility for maintaining the symbol list and has since implemented a complete overhaul of the document. The result, now called, “The Comprehensive L^AT_EX Symbol List”, includes the following new features:

- the addition of a handful of new math alphabets, dozens of new font tables, and thousands of new symbols
- the categorization of the symbol tables into body-text symbols, mathematical symbols, science and technology symbols, dingbats, and other symbols, to provide a more user-friendly document structure
- an index, table of contents, and a frequently-requested symbol list, to help users quickly locate symbols
- symbol tables rewritten to list the symbols in alphabetical order
- appendices to provide additional information relevant to using symbols in L^AT_EX
- tables showing how to typeset all of the characters in the ASCII and Latin 1 font encodings

Furthermore, the internal structure of the document has been completely altered from David’s original version. Most of the changes are geared towards making the document easier to extend, modify, and reformat.

Build characteristics Table 234 on the following page lists some of this document’s build characteristics. Most important is the list of packages that L^AT_EX couldn’t find, but that `symbols.tex` otherwise would have been able to take advantage of. Complete, prebuilt versions of this document are available from CTAN (<http://www.ctan.org/> or one of its many mirror sites) in the directory `tex-archive/info/symbols/comprehensive`. Table 235 shows the package date (specified in the `.sty` file with `\ProvidesPackage`) for each package that was used to build this document and that specifies a package date. Packages are not listed in any particular order in either Table 234 or 235.

⁹`isoent` is not featured in this document, because it is not available from CTAN and because the faked symbols are not “true” characters; they exist in only one size, regardless of the body text’s font size.

TABLE 234: Document Characteristics

Characteristic	Value
Source file:	<code>symbols.tex</code>
Build date:	September 22, 2005
Symbols documented:	3300
Packages included:	<code>textcomp latexsym amssymb stmaryrd euscript wasysym pifont manfnt bbding undertilde ifsym tipa tipx extraipa wsuipa phonetic ulsy ar metre txfonts mathabx fclfont skak ascii dingbat skull eurosym esvect yfonts ymath esint mathdots trsym universa upgreek overrightarrow chemarr chemarrow nath trfsigns empheq phaistos arcs t5 t4phonet holtpolt semtrans dictsym extarrows protosem harmony hieroglf ccllicenses accents nicefrac bm mathrsfs zapfchan bbold mbboard dsfont bbm</code>
Packages omitted:	<i>none</i>

7.7 Copyright and license

The Comprehensive L^AT_EX Symbol List
 Copyright © 2005, Scott Pakin

This work may be distributed and/or modified under the conditions of the L^AT_EX Project Public License, either version 1.3 of this license or (at your option) any later version. The latest version of this license is in

<http://www.latex-project.org/lppl.txt>

and version 1.3 or later is part of all distributions of L^AT_EX version 2003/12/01 or later.

This work has the LPPL maintenance status “maintained”.

The Current Maintainer of this work is Scott Pakin.

This work consists of the files `symbols.tex`, `README`, `SYMLIST`, `lightbulb10.mf`, and `lightbulb.mf`, `lightbulb.map`, and all PDF, PostScript, Encapsulated PostScript, and PostScript font files derived from those.

TABLE 235: Package versions used in the preparation of this document

Name	Date
textcomp	2000/08/30
latexsym	1998/08/17
amssymb	1996/11/03
stmaryrd	1994/03/03
euscript	1995/01/06
wasysym	2003/10/30
pifont	2000/01/12
manfnt	1999/07/01
bbding	1999/04/15
undertilde	2000/08/08
ifsym	2000/04/18
tipa	2002/08/08
tipx	2003/01/01
wsuipa	1994/07/16
metre	2001/12/05
txfonts	2000/12/15
skak	2003/01/25
dingbat	2001/04/27
skull	2002/01/23
eurosym	1998/08/06
yfonts	2003/01/08
mathdots	2001/02/28
trsym	2000/06/25
universa	98/08/01
upgreek	2003/02/12
chemarr	2001/06/22
empheq	2004/04/14
phaistos	2004/04/23
arcs	2004/05/09
t4phonet	2004/06/01
semtrans	1998/02/10
dictsym	2004/07/26
extarrows	2002/03/30
protosem	2005/03/18
harmony	2005/05/10
hieroglf	2000/09/23
ccllicenses	2005/05/20
accents	2000/08/06
nicefrac	1998/08/04
bm	1999/07/05

References

- [AMS99] American Mathematical Society. *User's Guide for the amsmath Package (Version 2.0)*, December 13, 1999. Available from <ftp://ftp.ams.org/pub/tex/doc/amsmath/amsl1doc.pdf>.
- [Ber01] Karl Berry. Fontname: Filenames for T_EX fonts, June 2001. Available from <http://www.ctan.org/tex-archive/info/fontname>.
- [Dow00] Michael Downes. Short math guide for L^AT_EX, July 19, 2000. Version 1.07. Available from <http://www.ams.org/tex/short-math-guide.html>.
- [Gib97] Jeremy Gibbons. Hey—it works! *TUGboat*, 18(2):75–78, June 1997. Available from <http://www.tug.org/TUGboat/Articles/tb18-2/tb55works.pdf>.
- [Knu86a] Donald E. Knuth. *The T_EXbook*, volume A of *Computers and Typesetting*. Addison-Wesley, Reading, MA, USA, 1986.
- [Knu86b] Donald E. Knuth. *The METAFONTbook*, volume C of *Computers and Typesetting*. Addison-Wesley, Reading, MA, USA, 1986.
- [Lam86] Leslie Lamport. *L^AT_EX: A document preparation system*. Addison-Wesley, Reading, MA, USA, 1986.
- [L^AT_EX3 98] L^AT_EX3 Project Team. A new math accent. *L^AT_EX News*. Issue 9, June 1998. Available from <http://www.ctan.org/tex-archive/macros/latex/doc/ltnews09.pdf> (also included in many T_EX distributions).
- [L^AT_EX3 00] L^AT_EX3 Project Team. L^AT_EX 2_ε font selection, January 30, 2000. Available from <http://www.ctan.org/tex-archive/macros/latex/doc/fntguide.ps> (also included in many T_EX distributions).

Index

If you're having trouble locating a symbol, try looking under “T” for “\text...”. Many text-mode commands begin with that prefix. Also, accents are shown over/under a black box, e.g., “■” for “\’”.

Some symbol entries appear to be listed repeatedly. This happens when multiple packages define identical (or nearly identical) glyphs with the same symbol name.¹⁰

Symbols	
\" (■)	13
\# (#)	8, 79
\\$ (\$)	8, 79
\% (%)	8, 79
\& (&)	8, 79
\' (■)	13
((()	38
) ())	38
* (*)	22
\, ,	78
\- (-)	81, 82
\. (■)	13
/ (/)	38
[(])	38
] (])	38
\^ (■)	13
\~{} (~)	80
\ ()	38
\l (■)	13
\= (■)	13
\={} (~)	80
()	38
_ (.)	8, 80
\{ ({})	8, 38, 80
\} (})	8, 38, 80
\' (■)	13
\~ (■)	13
\~{} (~)	80
A	
a (esvect package option)	43
\a (x)	64
\AA (Å)	9
\aa (å)	9
\AAaleph (ℵ)	65
\AAayin (א)	65
\AAbeth (ב)	65
\AAcht (♩)	60
\AAdaleth (א)	65
\AAhe (ה)	65
\AAhelmet (⚔)	65
\AAheth (ה)	65
\AAkaph (כ)	65
\AAlamed (ל)	65
\Aaleph (א)	65
\AApe (פ)	65
\AAqoph (ק)	65
\AAresh (ר)	65
\AAsade (ש)	65
\Aayin (א)	65
\AAyod (ד)	65
\Abeth (ב)	65
absolute value	<i>see</i> \lvert and \rvert
abzüglich	<i>see</i> \textdiscount
\AC (~)	49
\acarc	16
\acbar	16
accents	13–17, 40, 41, 43, 44, 51, 61, 72–73
any character as	73
extensible	41–44, 73
multiple per character	72
accents (package)	73, 83, 84
\accentset	73
\Acht (♩)	60
\ACK (♠)	51
\AcPa (7)	60
\acute (■)	40
\acutus (■)	16
\Adaleth (א)	65
Adobe Acrobat	77
\adots (⋯)	45, 72
advancing	<i>see</i> \textadvancing
\AE (Æ)	9
\ae (æ)	9
\agem0 (U)	46
\Agimel (ג)	65
\Ahe (ה)	65
\Ahelmet (⚔)	65
\Aheth (ה)	65
\ain (א)	17
\Akaph (כ)	65
\Alad (ל)	40
\alad (ל)	40
\Alamed (ל)	65
\Alas (ל)	40
\alas (ל)	40
\aleph (ℵ)	36, 46
\Alif (א)	13
\alpha (α)	35
alphabets	
African	9
Cyrillic	69
Greek	35, 36, 48
Hebrew	36, 48
hieroglyphic	66
math	48
phonetic	10–13
proto-Semitic	65
Vietnamese	9
\alphaup (α)	36
alpine symbols	63
\amalg (II)	20
\Amem (מ)	65
ampersand	<i>see</i> \&
AMS	7, 9, 21, 23, 26, 27, 29–33, 35–37, 39, 40, 42, 45, 46, 48, 67, 82
amsbsy (package)	79
amsfonts (package)	20, 26, 29, 32, 46, 48
amsmath (package)	7, 35, 78
amssymb (package)	7, 20, 26, 29, 32, 46, 48, 83, 84, 86
amstext (package)	70, 71
\Anaclasis (÷)	64
\anaclasis (÷)	64
\anchor (⤵)	58
and	<i>see</i> \wedge
\angle (∠)	46
\angle (∠)	46
angles	45, 46
\Anglesign (⤵)	45
Ångström unit	
math mode	<i>see</i> \mathring
text mode	<i>see</i> \AA
\Angud (U)	40
\angud (U)	40
angular minutes	<i>see</i> \prime
angular seconds	<i>see</i> \second
\Angus (U)	40
\angus (U)	40
\Ankh (†)	62
\annu (■)	74
annuities	74
\Antidiple (<)	64
\antidiple (<)	64
\Antidiple* (<=)	64
\antidiple* (<=)	64
\Antisigma (∩)	64
\antisigma (∩)	64
\Anun (∩)	65
\Ape (♁)	65
APL	
modifiers	51
symbols	51

¹⁰This occurs frequently between amssymb and mathabx, for example.

<code>\APLbox</code> (□)	51
<code>\APLcirc</code> (■)	51
<code>\APLcomment</code> (ⓐ)	51
<code>\APLdown</code> (∇)	51
<code>\APLdownarrowbox</code> (▮)	51
<code>\APLinput</code> (□)	51
<code>\APLin</code> (⊞)	51
<code>\APLleftarrowbox</code> (▮)	51
<code>\APLlog</code> (⊗)	51
<code>\APLminus</code> (−)	51
<code>\APLnot</code> (■)	51
<code>\APLrightarrowbox</code> (▮)	51
<code>\APLstar</code> (*)	51
<code>\APLup</code> (Δ)	51
<code>\APLuparrowbox</code> (▮)	51
<code>\APLvert</code> (■)	51
<code>\apprge</code> (≥)	30
<code>\apprle</code> (≤)	30
<code>\approx</code> (≈)	26
<code>\approxeq</code> (≅)	26
<code>\Aqoph</code> (∞)	65
<code>\Aquarius</code> (♊)	50
<code>\aquarius</code> (≈♊)	50
<code>\AR</code> (\mathcal{R})	49
<code>ar</code> (package)	49, 83
<code>\arccos</code> (arccos)	35
<code>arcminutes</code>	<i>see</i> <code>\prime</code>
<code>arcs</code> (package)	16, 83, 84
<code>arcseconds</code>	<i>see</i> <code>\second</code>
<code>\arcsin</code> (arcsin)	35
<code>\arctan</code> (arctan)	35
<code>\Aresh</code> (♈)	65
<code>\arg</code> (arg)	35
<code>\Aries</code> (♈)	50
<code>\aries</code> (♈)	50
<code>\aries</code> (♈)	50
<code>\ArrowBoldDownRight</code> (↘) ..	53
<code>\ArrowBoldRightCircled</code> (↪) ..	53
<code>\ArrowBoldRightShort</code> (↪) ..	53
<code>\ArrowBoldRightStrobe</code> (↪) ..	53
<code>\ArrowBoldUpRight</code> (↗)	53
<code>\Arrownot</code> (↯)	34
<code>\arrownot</code> (↯)	34
<code>arrows</code>	32–34, 53, 67
diagonal, for reducing subex-	
pressions	41
double-headed, diagonal ..	71–
72	
extensible	41–44
negated	32, 33
<code>\Arrowvert</code> (↕)	38
<code>\arrowvert</code> (↕)	38
<code>Arseneau, Donald</code>	71–74
<code>\Asade</code> (♃)	65
<code>\Asamekh</code> (♄)	65
<code>ASCII</code>	7, 9, 51, 79–80, 82
table	79

<code>ascii</code> (package)	51, 80, 83
<code>\ascnode</code> (Ω)	50
<code>\Ashin</code> (ω)	65
<code>aspect ratio</code>	49
<code>\ast</code> (*)	22
<code>\ast</code> (*)	20
<code>\Asteriscus</code> (※)	64
<code>\asteriscus</code> (※)	64
<code>\Asterisk</code> (*)	22
<code>\Asterisk</code> (*)	56
<code>\asterisk</code> (*)	22
<code>\AsteriskBold</code> (★)	56
<code>\AsteriskCenterOpen</code> (★) ..	56
<code>\AsteriskRoundedEnds</code> (★) ..	56
<code>asterisks</code>	22, 56
<code>\AsteriskThin</code> (✱)	56
<code>\AsteriskThinCenterOpen</code> (✱) ..	56
<code>astrological symbols</code>	50
<code>astronomical symbols</code>	50
<code>\astrosun</code> (☉)	50
<code>\asym</code> (≲)	26
<code>\atan</code> (atan)	78
<code>\ataribox</code> (♁)	60
<code>\Atav</code> (+)	65
<code>\Ateth</code> (♁)	65
<code>\AtForty</code> (♁)	62
<code>\AtNinetyFive</code> (♁)	62
<code>atomic math objects</code>	35, 78
<code>\AtSixty</code> (♁)	62
<code>\autoleftarrow</code> (←)	43
<code>\autoleftrightarpoons</code> (↔) ..	43
<code>\autorightarrow</code> (→)	43
<code>\autorightleftharpoons</code> (↔) ..	43
<code>\Avav</code> (♀)	65
<code>average</code>	20
<code>\Ayn</code> (◌)	13
<code>\Ayod</code> (♁)	65
<code>\Azayin</code> (=)	65

B

<code>\B</code>	9
<code>\B</code> (♁)	64
<code>b</code> (esvect package option) ..	43
<code>\b</code> (■)	13
<code>\b</code> (♁)	64
<code>\babygamma</code> (♁)	12
<code>\backepsilon</code> (ε)	26
<code>\backprime</code> (′)	46
<code>\backsim</code> (∼)	26
<code>\backsimeq</code> (≈)	26
<code>\backslash</code> (\\)	38, 46

<code>banana brackets</code>	
<i>.. see</i> <code>\llparenthesis</code> and	
<code>\rrparenthesis</code>	
<code>\bar</code> (■)	40
<code>\barb</code> (♁)	12
<code>\bard</code> (♁)	12
<code>\bari</code> (i)	12
<code>\barin</code> (ē)	37
<code>\barj</code> (j)	12
<code>\barl</code> (l)	12
<code>\barlambda</code> (λ)	12
<code>\barleftharpoon</code> (⇐)	34
<code>\baro</code> (φ)	21
<code>\baro</code> (φ vs. θ)	68
<code>\baro</code> (θ)	12
<code>\barp</code> (p)	12
<code>barred letters</code>	69
<code>\barrightharpoon</code> (⇒)	34
<code>\barsci</code> (f)	12
<code>\barscu</code> (t)	12
<code>\baru</code> (u)	12
<code>\barwedge</code> (π)	22
<code>\barwedge</code> (Λ)	21
<code>\Bat</code> (♁)	62
<code>\baucircle</code> (●)	58
<code>\bauforms</code> (⊕)	62
<code>\bauhead</code> (♁)	62
<code>\bausquare</code> (■)	58
<code>\bautriangle</code> (▲)	58
<code>\BB</code> (♁)	64
<code>\Bb</code> (♁)	64
<code>\bB</code> (♁)	64
<code>\bb</code> (♁)	64
<code>\bba</code> (♁)	64
<code>\bbalpha</code> (α)	48
<code>\bbar</code> (b)	70
<code>\bbb</code> (♁)	64
<code>\bbbeta</code> (β)	48
<code>\Bbbk</code> (k)	37
<code>bbding</code> (package) ..	53–57, 59, 68,
83, 84	
<code>\bbdollar</code> (\$)	48
<code>\bbetter</code> (♁)	64
<code>\bbeuro</code> (€)	48
<code>\bbfinalnun</code> (l)	48
<code>\bbgamma</code> (♁)	48
<code>bbgreekl</code> (mathbbol package option)	
.....	48
<code>\BBm</code> (♁)	64
<code>\Bbm</code> (♁)	64
<code>\bBm</code> (♁)	64
<code>bbm</code> (package)	48, 83
<code>\bbm</code> (♁)	64
<code>\bbmb</code> (♁)	64
<code>\bbmx</code> (♁)	64
<code>\bbnabla</code> (∇)	48
<code>bbold</code> (package)	48, 83

<code>\bbpe</code> (\sqcup)	48	<code>\bigocoasterisk</code> (\boxtimes)	24	<code>\blacktriangledown</code> (\blacktriangledown)	46
<code>\bbqof</code> (\sqcup)	48	<code>\bigodiv</code> (\oslash)	24	<code>\blacktriangleleft</code> (\blacktriangleleft)	22
<code>\bbslash</code> (\backslash)	21	<code>\bigodot</code> (\odot)	23	<code>\blacktriangleleft</code> (\blacktriangleleft)	31
<code>\bbyod</code> (\circ)	48	<code>\bigoleft</code> (\oplus)	24	<code>\blacktriangleright</code> (\blacktriangleright)	22
<code>\bdecisive</code> (\leftrightarrow)	64	<code>\bigominus</code> (\ominus)	24	<code>\blacktriangleright</code> (\blacktriangleright)	31
<code>\Beam</code> (---)	52	<code>\bigoplus</code> (\oplus)	23	<code>\blacktriangleup</code> (\blacktriangleup)	22
<code>\Bearing</code> (Δ)	52	<code>\bigoright</code> (\oplus)	24	blank	<i>see</i> <code>\text{blank}</code>
<code>\because</code> (\because)	26	<code>\bigoslash</code> (\oslash)	24	<code>\Bleech</code> (Δ)	62
<code>\BEL</code> (\bullet)	51	<code>\bigotimes</code> (\otimes)	23	<code>\blitza</code> (⚡)	20, 34
<code>\bell</code> (\blacktriangle)	60	<code>\bigotop</code> (\oplus)	24	<code>\blitzb</code> (⚡)	34
Berry, Karl	85	<code>\bigotriangleup</code> (\triangleup)	24	<code>\blitzc</code> (⚡)	34
<code>\beta</code> (β)	35	<code>\bigovoid</code> (\circ)	24	<code>\blitzd</code> (⚡)	34
<code>\betaup</code> (β)	36	<code>\bigoparallel</code> (\parallel)	23	<code>\blitze</code> (⚡)	34
<code>\beth</code> (\beth)	36	<code>\bigplus</code> ($+$)	24	<code>\Bm</code> (\leq)	64
<code>\betteris</code> (\triangle)	64	<code>\BigRightDiamond</code> (\blacklozenge)	57	bm (package)	79, 83, 84
<code>\between</code> (⋈)	28	<code>\bigsqcap</code> (\sqcap)	24	<code>\bm</code>	79
<code>\between</code> (⋈)	26	<code>\bigsqcap</code> (\sqcap)	23	<code>\bm</code> (\leq)	64
<code>\bibridge</code> (\blacksquare)	15	<code>\bigsqcapplus</code> (\sqcap)	25	<code>\bmod</code>	35
<code>\Bicycle</code> (⚓)	58	<code>\bigsqcup</code> (\sqcup)	23	body-text symbols	8–19
<code>\bigast</code> ($*$)	22	<code>\bigsqcupplus</code> (\sqcup)	25	bold symbols	78–79
<code>\bigbox</code> (\square)	23	<code>\BigSquare</code> (\square)	57	<code>\boldmath</code>	79
<code>\bigboxasterisk</code> (\boxtimes)	24	<code>\bigsqplus</code> (\sqcup)	24	<code>\boldsymbol</code>	79
<code>\bigboxbackslash</code> (\boxbackslash)	24	<code>\bigstar</code> (\star)	22	born	<i>see</i> <code>\text{born}</code>
<code>\bigboxbot</code> (\boxbot)	24	<code>\bigstar</code> (\star)	46	<code>\bot</code> (\perp)	20, 36, 70
<code>\bigboxcirc</code> (\boxcirc)	24	<code>\bigtimes</code> (\times)	24	<code>\botdoteq</code> (\equiv)	28
<code>\bigboxcoasterisk</code> (\boxtimes)	24	<code>\BigTriangleDown</code> (∇)	57	<code>\Bouquet</code> (⚔)	62
<code>\bigboxdiv</code> (\boxdiv)	24	<code>\bigtriangledown</code> (∇)	23	<code>\Bowtie</code> (\boxtimes)	60
<code>\bigboxdot</code> (\boxdot)	24	<code>\bigtriangledown</code> (∇ vs. ∇)	68	<code>\bowtie</code> (\boxtimes)	26
<code>\bigboxleft</code> (\boxleftarrow)	24	<code>\bigtriangledown</code> (∇)	20	<code>\Box</code> (\square)	46
<code>\bigboxminus</code> (\boxminus)	24	<code>\BigTriangleLeft</code> (\blacktriangleleft)	57	<code>\Box</code> (\square)	46
<code>\bigboxplus</code> (\boxplus)	24	<code>\BigTriangleRight</code> (\blacktriangleright)	57	<code>\boxast</code> (\boxtimes)	21
<code>\bigboxright</code> (\boxrightarrow)	24	<code>\BigTriangleUp</code> (\triangleup)	57	<code>\boxasterisk</code> (\boxtimes)	22
<code>\bigboxslash</code> (\boxslash)	24	<code>\bigtriangleup</code> (\triangleup)	23	<code>\boxbackslash</code> (\boxbackslash)	22
<code>\bigboxtimes</code> (\boxtimes)	24	<code>\bigtriangleup</code> (\triangleup vs. \triangleup)	68	<code>\boxbar</code> (\boxplus)	21
<code>\bigboxtop</code> (\boxtop)	24	<code>\bigtriangleup</code> (\triangleup)	20	<code>\boxbot</code> (\boxbot)	22
<code>\bigboxtriangleup</code> (\triangleup)	24	<code>\biguplus</code> (\uplus)	23	<code>\boxbox</code> (\boxplus)	21
<code>\bigboxvoid</code> (\square)	24	<code>\bigvarstar</code> (\star)	22	<code>\boxbslash</code> (\boxbackslash)	21
<code>\bigcap</code> (\cap)	23	<code>\BigVBar</code> ($ $)	57	<code>\boxcirc</code> (\boxcirc)	22
<code>\bigcirc</code> (\circ)	20	<code>\bigvee</code> (\vee)	23	<code>\boxcoasterisk</code> (\boxtimes)	22
<code>\BigCircle</code> (\circ)	57	<code>\bigwedge</code> (\wedge)	23	<code>\boxdiv</code> (\boxdiv)	22
<code>\bigcoast</code> ($*$)	22	<code>\binampersand</code> ($\&$)	21	<code>\boxdot</code> (\boxdot)	22
<code>\bigcomplementtop</code> (\complement)	24	binary operators	20–22	<code>\boxdot</code> (\square)	21
<code>\BigCross</code> (\times)	57	binary relations	26–31	<code>\boxdotLeft</code> (\boxleftarrow)	33
<code>\bigcup</code> (\cup)	23	negated	27, 28	<code>\boxdotLeft</code> (\boxleftarrow)	33
<code>\bigcurlyvee</code> (\vee)	24	<code>\bindnasrepma</code> (⌘)	21	<code>\boxdotRight</code> (\boxrightarrow)	33
<code>\bigcurlyvee</code> (\vee)	23	<code>\Biohazard</code> (☠)	52	<code>\boxdotright</code> (\boxrightarrow)	33
<code>\bigcurlywedge</code> (\wedge)	24	biological symbols	52	<code>\boxempty</code> (\square)	21
<code>\bigcurlywedge</code> (\wedge)	23	bishop	<i>see</i> chess symbols	<code>\boxLeft</code> (\boxleftarrow)	33
<code>\BigDiamondshape</code> (\diamond)	57	<code>\bishoppair</code> (♞)	64	<code>\boxleft</code> (\boxleftarrow)	22
<code>\BigHBar</code> (—)	57	blackboard bold	<i>see</i> alphabets, math	<code>\boxleft</code> (\leftarrow)	33
<code>\biginterleave</code> (\parallel)	23	<code>\blackdiamond</code> (\blacklozenge)	22	<code>\boxminus</code> (\boxminus)	22
<code>\BigLowerDiamond</code> (\blacklozenge)	57	<code>\blacklozenge</code> (\blacklozenge)	46	<code>\boxminus</code> (\boxminus)	21
<code>\bignplus</code> (\oplus)	23	<code>\blacksmiley</code> (☺)	60	<code>\boxplus</code> (\boxplus)	22
<code>\bigooasterisk</code> (\boxtimes)	24	<code>\blacksquare</code> (\blacksquare)	46	<code>\boxplus</code> (\boxplus)	21
<code>\bigobackslash</code> (\oslash)	24	<code>\blacktriangle</code> (\blacktriangle)	46	<code>\boxRight</code> (\boxrightarrow)	33
<code>\bigobot</code> (\oplus)	24	<code>\blacktriangledown</code> (\blacktriangledown)	46	<code>\boxright</code> (\boxrightarrow)	22
<code>\bigocirc</code> (\odot)	24			<code>\boxright</code> (\boxrightarrow)	33
				<code>\boxslash</code> (\boxslash)	22

<code>\boxslash</code> (∅)	21
<code>\boxtimes</code> (⊠)	22
<code>\boxtimes</code> (⊠)	21
<code>\boxtop</code> (⊠)	22
<code>\boxtriangleup</code> (⊠)	22
<code>\boxvoid</code> (□)	22
<code>\boy</code> (♂)	50
<code>\braceld</code> (⌒)	73
<code>\bracerd</code> (⌒)	73
<code>\bracevert</code> ()	38
brackets	<i>see</i> delimiters
braket (package)	38
breve	<i>see</i> accents
<code>\breve</code> (̂)	40
<code>\breve</code> (̂)	16
<code>\brokenvert</code> ()	60
Bronger, Torsten	70
<code>\BS</code> (■)	51
<code>\BSEfree</code> (⊕)	52
<code>\bullet</code> (•)	20
bullseye ...	<i>see</i> \textbullseye
<code>\Bumpedeq</code> (≈)	28
<code>\bumpedeq</code> (≈)	28
<code>\Bumpeq</code> (≈)	26
<code>\bumpeq</code> (≈)	26
<code>\bupperhand</code> (☞)	64
C	
<code>\C</code> (I)	64
c (esvect package option) ...	43
<code>\c</code> (■)	13, 81
<code>\c</code> (I)	64
calrsfs (package)	48
<code>\CAN</code> (†)	51
cancel (package)	41
<code>\Cancer</code> (☉)	50
<code>\cancer</code> (☉)	50
<code>\Cap</code> (⊃)	21
<code>\cap</code> (∩)	22
<code>\cap</code> (∩)	20
<code>\Capricorn</code> (♈)	50
<code>\capricornus</code> (♈)	50
card suits	46, 59
cardinality	<i>see</i> \aleph
care of (c/o)	47
caret	<i>see</i> ^
Carlisle, David	1, 82
carriage return 51, 58, 67, <i>see also</i>	
<code>\hookleftarrow</code>	
<code>\carriagereturn</code> (␣)	58
castle	<i>see</i> chess symbols
<code>\Catalexis</code> (⋈)	64
<code>\catalexis</code> (⋈)	64
catamorphism <i>see</i> \llparenthesis	
and \rrparenthesis	
<code>\Cc</code> ()	64
<code>\cc</code> (©)	18
<code>\cc</code> ()	64
<code>\ccby</code> (⊗)	18
<code>\Ccc</code> ()	64
cdlicenses (package) ..	18, 83, 84
<code>\ccnc</code> (⊗)	18
<code>\ccnd</code> (⊗)	18
<code>\ccsa</code> (⊗)	18
<code>\cdot</code> (·)	20, 70
<code>\cdotp</code> (·)	44
<code>\cdots</code> (⋯)	44
Cedi ..	<i>see</i> \textcolonmonetary
cedilla	<i>see</i> accents
<code>\celsius</code> (°C)	49
<code>\Celtcross</code> (☩)	62
<code>\cent</code> (¢)	18
<code>\centerdot</code> (⋅)	22
<code>\centerdot</code> (⋅)	21
<code>\centre</code> (⊠)	64
cents	<i>see</i> \textcent
<code>\CEsign</code> (€)	52
<code>\changenotsign</code>	28
<code>\char</code>	7, 67
<code>\check</code> (☑)	40
check marks	55, 58
<code>\checked</code> (✓)	60
<code>\CheckedBox</code> (☑)	55
<code>\Checkedbox</code> (☑)	58
<code>\Checkmark</code> (✓)	55
<code>\checkmark</code> (✓)	9
<code>\checkmark</code> (✓ vs. ✓)	68
<code>\checkmark</code> (✓)	58
<code>\CheckmarkBold</code> (✓)	55
chemarr (package) ...	42, 83, 84
chemarrow (package) .	34, 43, 83
<code>\chemarrow</code> (→)	34
chess symbols	64
<code>\chi</code> (χ)	35
<code>\chiup</code> (χ)	36
<code>\circ</code> (○)	20, 47
<code>\circeq</code> (≈)	28
<code>\circeq</code> (≈)	26
<code>\CIRCLE</code> (●)	60
<code>\Circle</code> (○)	57
<code>\Circle</code> (○ vs. ○)	68
<code>\Circle</code> (○)	60
<code>\circlearrowleft</code> (↻)	33
<code>\circlearrowleft</code> (↻)	32
<code>\circlearrowright</code> (↻)	33
<code>\circlearrowright</code> (↻)	32
circled numbers	55
<code>\CircledA</code> (Ⓐ)	62
<code>\circledast</code> (⊛)	21
<code>\circledbar</code> (Ⓣ)	21
<code>\circledbslash</code> (Ⓢ)	21
<code>\circledcirc</code> (⊙)	21
<code>\circleddash</code> (⊖)	21
<code>\circleddot</code>	<i>see</i> \odot
<code>\circleddotleft</code> (↶)	33
<code>\circleddotright</code> (↷)	33
<code>\circledgtr</code> (⊗)	27
<code>\circledless</code> (⊗)	27
<code>\circledminus</code>	<i>see</i> \ominus
<code>\circledotleft</code>	<i>see</i>
<code>\circleddotleft</code>	
<code>\circledotright</code>	<i>see</i>
<code>\circleddotright</code>	
<code>\circledplus</code>	<i>see</i> \oplus
<code>\circledR</code> (®)	9, 37
<code>\circledS</code> (Ⓢ)	37
<code>\circledslash</code>	<i>see</i> \oslash
<code>\circledtimes</code>	<i>see</i> \otimes
<code>\circledvee</code> (⊕)	21
<code>\circledwedge</code> (⊗)	21
<code>\circleleft</code> (↶)	33
<code>\circleright</code> (↷)	33
circles	57, 58, 60
<code>\CircleShadow</code> (○)	57
<code>\CircleSolid</code> (●)	57
<code>\Circpipe</code> (⊞)	52
<code>\circplus</code> (⊕)	22
<code>\Circsteel</code> (●)	52
circumflex	<i>see</i> accents
<code>\circumflexus</code> (̂)	16
<code>\CleaningA</code> (Ⓐ)	62
<code>\CleaningF</code> (Ⓕ)	62
<code>\CleaningFF</code> (Ⓖ)	62
<code>\CleaningP</code> (⒫)	62
<code>\CleaningPP</code> (⒫)	62
<code>\clickb</code> (ⓐ)	12
<code>\clickc</code> (Ⓒ)	12
<code>\clickt</code> (ⓐ)	12
<code>\clock</code> (⌚)	60
clock symbols	63
<code>\Clocklogo</code> (⌚)	58
<code>\closedniomega</code> (ω)	12
<code>\closedrepsilon</code> (ε)	12
<code>\Cloud</code> (☁)	62
clovers	56
clubs (suit)	46, 59
<code>\clubsuit</code> (♣)	46
<code>\coAsterisk</code> (⌘)	22
<code>\coasterisk</code> (*)	22
<code>\Coffeecup</code> (☕)	58
<code>\colon</code>	
<code>\colon</code> (:)	44
<code>\Colonapprox</code> (≈)	27
<code>\colonapprox</code> (≈)	27
<code>\Coloneq</code> (:=)	27
<code>\coloneq</code> (:=)	28
<code>\coloneq</code> (:=)	27
<code>\Coloneqq</code> (::=)	27
<code>\coloneqq</code> (:=)	20, 27
<code>\Colonsim</code> (≈)	27
<code>\colonsim</code> (≈)	27
<code>\comment</code> (RR)	64
communication symbols	51

`comp.text.tex` (newsgroup) 7, 20, 69–74
`\compensation` ($\overline{\text{m}}$) 64
`\complement` (\mathbb{C}) 37
`\complement` (\mathbb{L}) 37
complex numbers (\mathbb{C}) *see* alphabets, math
Comprehensive T_EX Archive Network 1, 7, 41, 48, 82
computer hardware symbols .. 51
`\ComputerMouse` (Ⓜ) 51
`\cong` (\cong) 26
conjunction *see* `\wedge`
`\conjunction` (σ) 50
contradiction symbols ... 20, 34
control characters 51
`\convolution` ($*$) 22
`\coprod` (\coprod) 23
copyright 8, 18, 81
`\copyright` (©) 8
`\corner` (⋈) 17
`\Corresponds` (\cong) 45
`\corresponds` (\cong) 28
`\cos` (\cos) 35, 78
`\cosh` (\cosh) 35
`\cot` (\cot) 35
`\coth` (\coth) 35
`\counterplay` (⌘) 64
Courier (PostScript font) ... 18
CP1252 80
`\CR` (Ⓜ) 51
Creative Commons licenses .. 18
`\Cross` (\times) 57
`\Cross` (\dagger vs. \ddagger vs. \times) 68
`\Cross` (\dagger) 62
`\Cross` (†) 54
`\crossb` (b) 12
`\CrossBoldOutline` (†) 54
`\CrossClowerTips` (†) 54
`\crossd` (d) 12
`\Crossedbox` (⊗) 58
crosses 54, 55, 62
`\crossh` (h) 12
`\CrossMaltese` (†) 54
`\crossnilambda` (λ) 12
`\CrossOpenShadow` (†) 54
`\CrossOutline` (†) 54
`\crtilde` (~) 15
crucifixes 54, 55, 62
`\Crux` (†) 40
`\crux` (†) 40
`\csc` (\csc) 35
CTAN .. *see* Comprehensive T_EX Archive Network
`\Cube` 63, 67
cube root *see* `\sqrt`

`\Cup` (\cup) 21
`\cup` (\cup) 22
`\cup` (\cup) 20, 70, 77
`\curlyc` (c) 12
`\curlyeqprec` (\preccurlyeq) 28
`\curlyeqprec` (\preccurlyeq) 26
`\curlyeqsucc` (\succcurlyeq) 28
`\curlyeqsucc` (\succcurlyeq) 26
`\curlyesh` (f) 12
`\curlyvee` (\vee) 22
`\curlyvee` (\vee) 21
`\curlyveedownarrow` (V) 21
`\curlyveeuparrow` (V) 21
`\curlywedge` (\wedge) 22
`\curlywedge` (\wedge) 21
`\curlywedgedownarrow` (A) .. 21
`\curlywedgewidth` (A) 21
`\curlyyogh` (z) 12
`\curlyz` (z) 12
`\currency` (¤) 18
currency symbols 17, 18, 48
`\curvearrowleft` (\curvearrowleft) ... 33
`\curvearrowleft` (\curvearrowleft) 33
`\curvearrowright` (\curvearrowright) ... 33
`\curvearrowleft` (\curvearrowleft) 33
`\curvearrowleft` (\curvearrowleft) 32
`\curvearrowleft` (\curvearrowleft) 33
`\curvearrowright` (\curvearrowright) 33
`\curvearrowright` (\curvearrowright) 32
`\Cutleft` (⊗) 53
`\Cutline` (---) 53
cutoff subtraction .. *see* `\dotdiv`
`\Cutright` (⊗) 53

D

`\D` (D) 17
`d` (esvect package option) 43
`\d` (d) 13
`\dag` (\dagger) 8
`\dagger` (\dagger) 20
`\daleth` (ℵ) 36
dangerous bend symbols 58
`\dasharrow` *see* `\dashrightarrow`
`\dashint` (\int) 71
`\dashleftarrow` (\dashleftarrow) 32
`\dashleftarrow` (\dashleftarrow) 33
`\dashrightarrow` (\dashrightarrow) 32
`\DashV` (=|) 28
`\Dashv` (=|) 28
`\dashv` (⊥) 26
`\dashvV` (=|) 28
`\davidsstar` (☆) 55
`\DavidStar` (☆) 56
`\DavidStarSolid` (★) 56
`\dbar` (d) 70
`\dbend` (⤵) 58
`\dblacnt` (package) 72
`\DCa` (⤵) 51

`\DCb` (†) 51
`\DCc` (!!) 51
`\DCd` (ℚ) 51
`\DD` (D) 60
`\ddag` (\ddagger) 8
`\ddagger` (\ddagger) 20
`\ddashint` (\int) 71
`\ddddot` (⋮) 40
`\dddots` (⋮) 40
`\DDohne` (D) 60
`\ddot` (¨) 40
`\ddots` (⋮) 44, 72
`\DeclareFontFamily` 77
`\DeclareFontShape` 77
`\DeclareMathOperator` 78
`\DeclareMathOperator*` 78
`\declareslashed` 70
definite-description operator (r) 69
definition symbols 20, 74
`\deg` (deg) 35
`\degree` (°) 46
`\degree` (°) 49
degrees *see* `\textdegree`
`\DEL` (Δ) 51
`\Deleatur` *see* `\Denarius`
delimiters 37–40
 text-mode 40
 variable-sized 38–40
`\Delta` (Δ) 35
`\delta` (δ) 35
`\deltaup` (δ) 36
`\Denarius` (D) 18
`\dental` (D) 15
derivative, partial .. *see* `\partial`
`\descnode` (U) 50
`\det` (det) 35
`\devadvantage` (C) 64
`\Dfourier` (D) 29
`\dfourier` (D) 29
`\DFT` (D) 41
`\dft` (D) 41
`\DH` (D) 9
`\DH` (D) 12
`\dh` (d) 9
`\dh` (d) 12
diacritics *see* accents
`\diaeresis` (¨) 16
diaeresis *see* accents
`\diagdown` (↘) 46
`\diagdown` (↘) 46
`\diagonal` (↗) 64
`\diagup` (↗) 46
`\diagup` (↗) 46
`\diameter` (∅) 46
`\diameter` (∅) 20
`\diameter` (∅) 60

`\FiveStarLines` (☆) 56
`\FiveStarOpen` (☆) 56
`\FiveStarOpenCircled` (⊛) 56
`\FiveStarOpenDotted` (☆) 56
`\FiveStarOutline` (☆) 56
`\FiveStarOutlineHeavy` (☆) 56
`\FiveStarShadow` (☆) 56
`\Fixedbearing` (⌘) 52

`\fixedddots` (⋯) 44

`\fixedvdots` (⋮) 44
`fixmath` (package) 79
`\fj` (fj) 12
`\Flag` (↑) 63
`\flap` (*r*) 12
`\flapr` (*r*) 12
`\flat` (*b*) 46, 60
`\Flatsteel` (—) 52
`florin` *see* `\textflorin`
`flowers` 56
`\Fog` (☁) 62
`font encodings` 7, 80, 82
 7-bit 7
 8-bit 7
 ASCII 82
 document 80
 Latin 1 82
 limiting scope of 7
 LY1 7
 OT1 7, 9, 13, 72, 79, 80, 82
 OT2 69
 T1 7, 9, 13, 80
 T4 9, 13, 16
 T5 9, 13
 TS1 82
`fontdef.dtx` (file) 69, 72
`fontenc` (package) 7, 9, 13, 80
`\fontencoding` 7
`fonts, PostScript`
 Courier 18
 Helvetica 18
 Symbol 36, 67
 Times 18
 Type 1 77
 Zapf Chancery 48
 Zapf Dingbats 53, 55
`\Football` (⊕) 58
`\forall` (∀) 36
`\Force` (↓) 52
`\Forward` (▶) 61
`\ForwardToEnd` (▶) 61
`\ForwardToIndex` (▶▶) 61
`\FourAsterisk` (✱) 56
`\FourCloverOpen` (☼) 56
`\FourCloverSolid` (♣) 56
`\Fourier` (—○) 29

`\fourier` (—○) 29
Fourier transform (\mathcal{F}) *see*
 alphabets, math
`\FourStar` (◆) 56
`\FourStarOpen` (◇) 56
`\fourth` (////) 46
fractions 47
fraktur *see* alphabets, math
`\frown` (∩) 26
`\frownie` (☹) 60
`\Frowny` (☹) 62
`\FS` (L) 51
`\FullFHBO` (☪) 62
`\fullmoon` (○) 50
`\fullmoon` (○) 50
`\fullnote` (◦) 60

G

`\G` (♠) 13
`g` (esvect package option) 43
`\Game` (⊖) 37
`\Game` (⊖) 37
`\Gamma` (Γ) 35
`\gamma` (γ) 35
`\gammaup` (γ) 36
`\Ganz` (⊖) 60
`\GaPa` (—) 60
`\gcd` (gcd) 35
`\ge` *see* `\geq`
`\Gemini` (♊) 50
`\Gemini` (♊) 50
`\gemini` (♊) 50
genealogical symbols 60
`\geneuro` (€) 18
`\geneuronarrow` (€) 18
`\geneurowide` (€) 18
`gensymb` (package) 49
`\Gentsroom` (♠) 58
geometric shapes 56–58
`\geq` (≥) 31
`\geq` (≥) 30, 31
`\geqq` (≥) 31
`\geqq` (≥) 30
`\geqslant` (≥) 30
`\gets` *see* `\leftarrow`
`\gg` (≫) 31
`\gg` (≫) 30
`\ggcurly` (⋈) 28
`\ggg` (≫) 31
`\ggg` (≫) 30
`\ggg` (≫ vs. ≳) 68
`\gggtr` *see* `\ggg`
Gibbons, Jeremy 85
`\gimel` (ג) 36
`\girl` (♀) 50
`\glotstop` (ʔ) 12
`\glottal` (ʔ) 12
`\gluon` (⊗) 49

`\gnapprox` (≈) 31
`\gnapprox` (≈) 30
`\gneq` (≧) 31
`\gneq` (≧) 30
`\gneqq` (≧) 31
`\gneqq` (≧) 30
`\gnsim` (≈) 31
`\gnsim` (≈) 30
`graphics` (package) 69
`graphicx` (package) 17, 69
`\grave` (◌) 40
`\gravis` (◌) 16
greater-than signs *see* inequalities
Greek 35, 36
 blackboard bold 48
 bold 35, 78
 upright 36
Gregorio, Enrico 70
`\GS` (↔) 51
`\gtrapprox` (≳) 31
`\gtrapprox` (≳) 30
`\gtrdot` (≳) 31
`\gtrdot` (≳) 30
`\gtreqless` (≳) 31
`\gtreqless` (≳) 30
`\gtreqqlless` (≳) 31
`\gtreqqlless` (≳) 30
`\gtreqqlless` (≳) 30
`\gtrless` (≳) 31
`\gtrless` (≳) 30
`\gtrsim` (≳) 31
`\gtrsim` (≳) 30
`\guillemotleft` («) 9, 81
`\guillemotright` (») 9, 81
`\guilsinglleft` (◁) 9
`\guilsinglright` (▷) 9
`\gvertneqq` (≧) 31
`\gvertneqq` (≧) 30

H

`\H` (♠) 13
`h` (esvect package option) 43
`\h` (♠) 13
`\HA` (—) 66
`\Ha` (⌘) 66
háček *see* accents
`\Hail` (☼) 62
`\Halb` (♯) 60
`\HalfCircleLeft` (◐) 57
`\HalfCircleRight` (◑) 57
`\HalfFilledHut` (♠) 63
`\halflength` (′) 17
`\halfnote` (♯) 60
`\HalfSun` (☀) 62
Hamiltonian (\mathcal{H}) *see* alphabets,
 math
`\HandCuffLeft` (♠) 54
`\HandCuffLeftUp` (♠) 54

<code>\HandCuffRight</code> (☞)	54
<code>\HandCuffRightUp</code> (☞)	54
<code>\HandLeft</code> (☞)	54
<code>\HandLeftUp</code> (☞)	54
<code>\HandPencilLeft</code> (☞)	54
<code>\HandRight</code> (☞)	54
<code>\HandRightUp</code> (☞)	54
hands	54
<code>\Handwash</code> (☞)	62
<code>\HaPa</code> (☞)	60
harmony (package)	60, 61, 83, 84
harpoons	32–34
<code>\hash</code> (#)	46
hash mark	<i>see</i> <code>\#</code>
<code>\hat</code> (̂)	40
<code>\hausab</code> (B)	12
<code>\hausab</code> (b)	12
<code>\hausad</code> (D)	12
<code>\hausad</code> (d)	12
<code>\hausak</code> (K)	12
<code>\hausak</code> (k)	12
<code>\HB</code> (B)	66
<code>\Hb</code> (b)	66
<code>\HBar</code> (—)	57
<code>\hbar</code> (ħ)	36, 37, 69
<code>\HC</code> (C)	66
<code>\Hc</code> (c)	66
<code>\Hcthousand</code> (A)	66
<code>\HD</code> (D)	66
<code>\Hd</code> (d)	66
<code>\Hdual</code> (A)	66
<code>\HE</code> (E)	66
<code>\He</code> (e)	66
<code>\Heart</code> (♥)	62
hearts (suit)	46, 59
<code>\heartsuit</code> (♥)	46
Hebrew	36, 48
Helvetica (PostScript font)	18
<code>\HERMAPHRODITE</code> (♀)	52
<code>\Hermaphrodite</code> (♀)	52
<code>\hexagon</code> (◻)	56
<code>\Hexasteel</code> (●)	52
<code>\hexstar</code> (✱)	55
<code>\HF</code> (F)	49
<code>\HF</code> (f)	66
<code>\Hf</code> (f)	66
<code>\HG</code> (G)	66
<code>\Hg</code> (G)	66
<code>\HH</code>	61
<code>\HH</code> (H)	66
<code>\Hh</code> (h)	66
<code>\Hhundred</code> (R)	66
<code>\HI</code> (I)	66
<code>\Hi</code> (i)	66
<code>\Hibl</code> (I)	66
<code>\Hibp</code> (I)	66
<code>\Hibs</code> (I)	66
<code>\Hibw</code> (I)	66
hieroglf (package)	66, 83, 84
hieroglyphics	66
Hilbert space (\mathcal{H})	<i>see</i> alphabets, math
<code>\hill</code> (■)	16
<code>\HJ</code> (J)	66
<code>\Hj</code> (j)	66
<code>\HK</code> (K)	66
<code>\Hk</code> (k)	66
<code>\hksqrt</code> ($\sqrt{\blacksquare}$)	71
<code>\HL</code> (L)	66
<code>\HL</code> (l)	66
<code>\HM</code> (M)	66
<code>\Hm</code> (m)	66
<code>\Hman</code> (M)	66
<code>\Hmillion</code> (M)	66
<code>\Hms</code> (M)	66
<code>\HN</code> (N)	66
<code>\Hn</code> (n)	66
<code>\HO</code> (O)	66
<code>\Ho</code> (o)	66
Holt, Alexander	1, 82
<code>\holter</code> (■)	44
holtplot (package)	44, 83
<code>\hom</code> (hom)	35
<code>\Hone</code> (1)	66
<code>\hookb</code> (b)	12
<code>\hookd</code> (d)	12
<code>\hookd</code> (d)	12
<code>\hookg</code> (g)	12
<code>\hookh</code> (h)	12
<code>\hookheng</code> (h)	12
<code>\hookleftarrow</code> (\leftarrow)	32
<code>\hookrepsilon</code> (ε)	12
<code>\hookrightarrow</code> (\rightarrow)	32
Horn, Berthold	48
<code>\HP</code> (P)	66
<code>\Hp</code> (p)	66
<code>\Hplural</code> (llll)	66
<code>\Hplus</code> (†)	66
<code>\HQ</code> (Q)	66
<code>\Hq</code> (q)	66
<code>\Hquery</code> (I)	66
<code>\HR</code> (R)	66
<code>\Hr</code> (r)	66
<code>\HS</code> (—)	66
<code>\Hs</code> (s)	66
<code>\Hscribe</code> (R)	66
<code>\Hslash</code> (I)	66
<code>\hslash</code> (h)	37
<code>\Hsv</code> (V)	66
<code>\HT</code> (H)	66
<code>\HT</code> (T)	51
<code>\Ht</code> (t)	66
<code>\Hten</code> (n)	66
<code>\Hthousand</code> (I)	66
<code>\Htongue</code> (V)	66
<code>\HU</code> (U)	66
<code>\Hu</code> (u)	66
Hungarian umlaut	<i>see</i> accents
<code>\Hut</code> (U)	63
<code>\HV</code> (V)	66
<code>\Hv</code> (v)	66
<code>\hv</code> (v)	12
<code>\Hvbar</code> (i)	66
<code>\HW</code> (W)	66
<code>\Hw</code> (w)	66
<code>\HX</code> (X)	66
<code>\Hx</code> (x)	66
<code>\HXthousand</code> (I)	66
<code>\HY</code> (Y)	66
<code>\Hy</code> (y)	66
hyphen, discretionary	82
<code>\HZ</code> (Z)	66
<code>\Hz</code> (z)	66
I	
<code>\i</code> (i)	13
<code>\ibar</code> (i)	12
IBM	51, 80
<code>\IceMountain</code> (A)	63
<code>\iddots</code> (⋯)	45, 72
<code>\idotsint</code> ($\int \cdots \int$)	23
<code>\idotsint</code> ($\int \cdots \int$)	25
<code>\iff</code>	<i>see</i> <code>\Leftrightarrow</code>
ifsym (package)	49, 57, 62, 63, 68, 83, 84
<code>\iiint</code> (\iiint)	23
<code>\iiint</code> (\iiint)	25
<code>\iiint</code> (\iiint)	26
<code>\iint</code> (\iint)	24
<code>\iint</code> (\iint)	23
<code>\iint</code> (\iint)	23, 25
<code>\iint</code> (\iint)	26
<code>\iint</code> (\iint)	24
<code>\iint</code> (\iint)	23
<code>\iint</code> (\iint)	23, 25
<code>\iint</code> (\iint)	26
<code>\Im</code> (I)	36
<code>\im</code> (i)	37
<code>\imath</code> (i)	36, 40

`\impliedby` . *see* `\Longleftarrow`
`\implies` . *see* `\Longrightarrow`
and `\vdash`
impulse train *see* sha
`\in` (\in) 37
`\in` (ϵ) 36
inches *see* `\second` *and*
`\textquotedbl`
independence
 probabilistic 71
 statistical 71
 stochastic *see* `\bot`
`\independent` (\perp) 71
`\Industry` (♁) 58
inequalities 8, 30, 31
inexact differential *see* `\dbar`
`\inf` (\inf) 35
`\Info` (ℑ) 58
information symbols 58
informer symbols 64
`\infty` (∞) 46
`\infty` (∞) 46
`\inipartvoice` (♁) 15
`\inipartvoiceless` (♁) 15
`\injl` (injlim) 35
`\inplus` (€) 27
`\int` (\int) 24
`\int` (\int) 23
`\int` (\int) 23
integers (\mathbb{Z}) . *see* alphabets, math
integrals 23–26, 71
integrals (wasysym package option)
 23
`\intercal` (\intercal) 21
`\interleave` (⋈) 21
intersection *see* `\cap`
`\Interval` (⦿) 63
`\inva` (v) 12
`\invamp` (⌘) 21
`\invdiameter` (⊘) 60
`\inve` (e) 12
`\InversTransformHoriz` (⦿) 29
`\InversTransformVert` (⦿) 29
`\invf` (j) 12
`\invglotstop` (b) 12
`\invh` (q) 12
`\invlegr` (l) 12
`\invm` (u) 12
`\invneg` (r) 27
`\invr` (i) 12
`\invscr` (B) 12
`\invscripta` (v) 12
`\invv` (A) 12
`\invw` (M) 12
`\invy` (A) 12
`\iota` (ι) 35
`\iotaup` (t) 36
`\ipagamma` (y) 12


`\IroningI` (⚡) 62
`\IroningII` (⚡) 62
`\IroningIII` (⚡) 62
`\Irritant` (✗) 63
`\ismodeledby` (=) 69
ISO character entities 82
isoent (package) 82

J
`\j` (j) 13
`\JackStar` (♣) 56
`\JackStarBold` (♣) 56
Jewish star 55, 56
`\jmath` (j) 36, 40
`\Joch` (H) 63
`\Join` (⋈) 26, 27
`\joinrel` 69
`\Jupiter` (♃) 50
`\Jupiter` (♃) 50
`\jupiter` (♃) 50

K
`\k` (♣) 13
`\kappa` (κ) 35
`\kappaup` (κ) 36
`\ker` (ker) 35
`\Keyboard` (⌨) 51
king *see* chess symbols
knight *see* chess symbols
Knuth, Donald E. 7, 80, 85
 symbols by 58, 61
`\Kr` (♣) 61
`\kreuz` (✝) 60
`\kside` (⋈) 64
`\Kutline` (---) 53

L
`\L` (L) 9
`\l` (l) 9
`\labdentalnas` (ŋ) 12
`\labvel` 16
`\Ladiesroom` (♣) 58
Lagrangian (\mathcal{L}) . . *see* alphabets,
 math
`\Lambda` (Λ) 35
`\lambda` (λ) 35
`\lambdabar` ($\bar{\lambda}$) 46
`\lambdaslash` (λ) 46
`\lambdaup` (λ) 36
Lamport, Leslie 82, 85
`\land` *see* `\wedge`
`\landdowntail` (f) 26
`\landupint` (f) 26
`\Langle` (\langle) 48
`\lAngle` (\langle) 39
`\langle` (\langle) 20, 38
`\Laplace` (⦿) 29
`\laplace` (⦿) 29

Laplace transform (\mathcal{L}) *see*
 alphabets, math
Laplacian (Δ) *see* `\Delta`
Laplacian (∇^2) *see* `\nabla`


`\largepencil` (✎) 54
`\larrowfill` 43
`\Laserbeam` (⚡) 52
 \LaTeX 1, 7, 23, 35, 38,
 42, 44, 46, 53, 64, 67, 69, 70,
 72–74, 77, 78, 80, 82, 83, 85
 $\LaTeX 2_{\epsilon}$ 1, 7, 8, 18–20, 26, 29, 32,
 41, 44, 46, 48, 62, 67–69, 71,
 72, 76, 77, 79–82, 85
`latexsym` (package) 20, 26, 29, 32,
 46, 67, 83, 84
`\latfric` (t) 12
Latin 1 7, 80, 82
 table 81
laundry symbols 62
`\Lbag` (?) 37
`\lbag` (?) 37
`\lbbbrack` (||) 39
`\Lbrack` (||) 48
`\lBrack` (||) 39
LCD digits 49
`\lCeil` (⌈) 39
`\lceil` (⌈) 38
`\lcm` (lcm) 78
`\lcorners` (⌋) 37
`\ldotp` (.) 44
`\ldots` (...) 44
`\le` *see* `\leq`
`\leadsto` (\rightsquigarrow) 27, 32
leaf *see* `\textleaf`
`\left` 38, 39
`\LEFTarrow` (⬅) 60
`\Leftarrow` (\Leftarrow) 20, 32
`\leftarrow` (\leftarrow) 33
`\leftarrow` (\leftarrow) 32
`\leftarrowtail` (\leftarrow) 32
`\leftarrowtriangle` (\leftarrow) 33
`\leftbarharpoon` (⇐) 34
`\LEFTCIRCLE` (⦿) 60
`\LEFTcircle` (⦿) 60
`\Leftcircle` (⦿) 60
`\leftharpoondown` (↙) 34
`\leftharpoondown` (↙) 32
`\leftharpoonup` (↖) 34
`\leftharpoonup` (↖) 32
`\leftleftarrows` (⇐) 33
`\leftleftarrows` (⇐) 32
`\leftleftharpoons` (⇔) 34
`\leftmoon` (☾) 50
`\leftmoon` (☾) 50
`\lefttp` (⌞) 17
`\leftpointright` (⌞) 54

<code>\M</code> (ζ)	64
<code>\m</code>	9
<code>\m</code> ($_$)	64
<code>\ma</code> (\bar{x})	64
macron	<i>see accents</i>
<code>\macron</code> (\bar{m})	16
majuscules	35
<code>\makeatletter</code>	72
<code>\makeatother</code>	72
<code>\MALE</code> ($\text{\textcircled{M}}$)	52
<code>\Male</code> ($\text{\textcircled{M}}$)	52
<code>\male</code> (σ)	52
<code>\MaleMale</code> ($\text{\textcircled{M}}$)	52
<code>\maltese</code> ($\text{\textcircled{M}}$)	9
<code>\manboldkidney</code> ($\text{\textcircled{M}}$)	61
<code>\manconcentriccircles</code> ($\text{\textcircled{M}}$)	61
<code>\manconcentricdiamond</code> ($\text{\textcircled{M}}$)	61
<code>\mancone</code> ($\text{\textcircled{M}}$)	61
<code>\mancube</code> ($\text{\textcircled{M}}$)	61
<code>\manerrarrow</code> ($\text{\textcircled{M}}$)	61
<code>\manfilledquartercircle</code> ($\text{\textcircled{M}}$)	61
<code>\manfnt</code> (package)	58, 61, 83, 84
<code>\manhpennib</code> ($\text{\textcircled{M}}$)	61
<code>\manimpossiblecube</code> ($\text{\textcircled{M}}$)	61
<code>\mankidney</code> ($\text{\textcircled{M}}$)	61
<code>\manlhpenkidney</code> ($\text{\textcircled{M}}$)	61
<code>\manpenkidney</code> ($\text{\textcircled{M}}$)	61
<code>\manquadrifolium</code> ($\text{\textcircled{M}}$)	61
<code>\manquartercircle</code> ($\text{\textcircled{M}}$)	61
<code>\manrotatedquadrifolium</code> ($\text{\textcircled{M}}$)	61
<code>\manrotatedquartercircle</code> ($\text{\textcircled{M}}$)	61
<code>\manstar</code> ($\text{\textcircled{M}}$)	61
<code>\mantiltppennib</code> ($\text{\textcircled{M}}$)	61
<code>\mantriangledown</code> ($\text{\textcircled{M}}$)	61
<code>\mantriangleright</code> ($\text{\textcircled{M}}$)	61
<code>\mantriangleup</code> ($\text{\textcircled{M}}$)	61
<code>\manvpennib</code> ($\text{\textcircled{M}}$)	61
<code>\Mappedfromchar</code> ($\text{\textcircled{M}}$)	34
<code>\mappedfromchar</code> ($\text{\textcircled{M}}$)	34
<code>\Mapsfrom</code> ($\text{\textcircled{M}}$)	33
<code>\mapsfrom</code> ($\text{\textcircled{M}}$)	33
<code>\Mapsfromchar</code> ($\text{\textcircled{M}}$)	34
<code>\Mapsfromchar</code> ($\text{\textcircled{M}}$)	34
<code>\mapsfromchar</code> ($\text{\textcircled{M}}$)	34
<code>\mapsfromchar</code> ($\text{\textcircled{M}}$)	34
<code>\Mapsto</code> ($\text{\textcircled{M}}$)	33
<code>\mapsto</code> ($\text{\textcircled{M}}$)	32
<code>\Mapstochar</code> ($\text{\textcircled{M}}$)	34
<code>\Mapstochar</code> ($\text{\textcircled{M}}$)	34
<code>\mapstochar</code> ($\text{\textcircled{M}}$)	34
<code>\mapstochar</code> ($\text{\textcircled{M}}$)	34
<code>\markera</code> ($\text{\textcircled{M}}$)	64
<code>\markerb</code> ($\text{\textcircled{M}}$)	64
married	<i>see \textmarried</i>
<code>\Mars</code> ($\text{\textcircled{M}}$)	50
<code>\Mars</code> ($\text{\textcircled{M}}$)	50
<code>\mars</code> ($\text{\textcircled{M}}$)	50
<code>\MartinVogel</code> ($\text{\textcircled{M}}$)	62
<code>marvosym</code> (package)	18, 45, 50–53, 58, 61, 62, 68
<code>matbbl</code> (package)	48
<code>\mate</code> ($\#$)	64
material biconditional	<i>see \leftrightharrow and \equiv</i>
material conditional	<i>see \rightarrow and \supset</i>
material equivalence	<i>see \leftrightharrow and \equiv</i>
material implication	<i>see \rightarrow and \supset</i>
math alphabets	48
math-text	20
<code>mathabx</code> (package)	22, 24, 26, 28–31, 33, 34, 37–40, 43, 45, 46, 50, 58, 67, 68, 83, 86
<code>\mathaccent</code>	70
<code>\mathbb</code>	48
<code>\mathbbm</code>	48
<code>\mathbbmss</code>	48
<code>\mathbbmtt</code>	48
<code>mathbbol</code> (package)	48
<code>\mathbf</code>	79
<code>\mathbin</code>	77
<code>\mathbold</code>	79
<code>mathcal</code> (euscript package option)	48
<code>\mathcal</code>	48
<code>\mathcent</code> ($\text{\textcircled{M}}$)	37
<code>\mathchoice</code>	70, 71
<code>\mathclose</code>	77
<code>mathcomp</code> (package)	45
<code>\mathdollar</code> ($\text{\textcircled{M}}$)	20
<code>mathdots</code> (package)	44, 45, 72, 83, 84
<code>\mathds</code>	48
<code>\mathellipsis</code> ($\text{\textcircled{M}}$)	20
<code>mathematical symbols</code>	20–48
<code>\mathfrak</code>	48
<code>\mathit</code>	48
<code>\mathnormal</code>	48
<code>\mathop</code>	77
<code>\mathopen</code>	77
<code>\mathord</code>	77
<code>\mathpalette</code>	71
<code>\mathparagraph</code> ($\text{\textcircled{M}}$)	20
<code>\mathpunct</code>	77
<code>\mathpzc</code>	48
<code>\mathrel</code>	69, 77
<code>\mathring</code> ($\text{\textcircled{M}}$)	40, 41
<code>\mathrm</code>	48
<code>mathrsfs</code> (package)	48, 83
<code>mathscr</code> (euscript package option)	48
<code>\mathscr</code>	48
<code>\mathsection</code> ($\text{\textcircled{M}}$)	20
<code>\mathsterling</code> ($\text{\textcircled{M}}$)	20, 37
<code>\mathunderscore</code> ($\text{\textcircled{M}}$)	20
<code>\max</code> (max)	35
Maxwell-Stefan diffusion coefficient	<i>see \DH</i>
<code>\maya</code>	45
<code>\Mb</code> ($\text{\textcircled{M}}$)	64
<code>\mb</code> ($\text{\textcircled{M}}$)	64
<code>\Mbb</code> ($\text{\textcircled{M}}$)	64
<code>\mBb</code> ($\text{\textcircled{M}}$)	64
<code>\mbB</code> ($\text{\textcircled{M}}$)	64
<code>\mbb</code> ($\text{\textcircled{M}}$)	64
<code>mbboard</code> (package)	48, 83
<code>\mbbx</code> ($\text{\textcircled{M}}$)	64
<code>\mbox</code>	71, 72
<code>\measuredangle</code> ($\text{\textcircled{M}}$)	46
<code>\measuredangle</code> ($\text{\textcircled{M}}$)	46
mechanical scaling	74, 77
<code>\medbullet</code> ($\text{\textcircled{M}}$)	21
<code>\medcirc</code> ($\text{\textcircled{M}}$)	21
<code>\Mercury</code> ($\text{\textcircled{M}}$)	50
<code>\Mercury</code> ($\text{\textcircled{M}}$)	50
<code>\mercury</code> ($\text{\textcircled{M}}$)	50
<code>\merge</code> ($\text{\textcircled{M}}$)	21
METAFONT	48, 74–77
METAFONTbook symbols	61
metre (package)	16, 40, 64, 83, 84
metre	64
metrical symbols	64
<code>\mho</code> ($\text{\textcircled{M}}$)	46
micro	<i>see \textmu</i>
<code>\micro</code> (μ)	49
Microsoft Windows	80
<code>\mid</code> ($ $)	26
<code>\middle</code>	38
<code>\midtilde</code> ($\text{\textcircled{M}}$)	17
<code>\min</code> (min)	35, 78
minus	<i>see \textminus</i>
<code>\minuso</code> (\ominus)	21
minutes, angular	<i>see \prime</i>
miscellaneous symbols	46, 58–66
“Missing \$ inserted”	20
<code>\Mappedfromchar</code> ($\text{\textcircled{M}}$)	34
<code>\mmappedfromchar</code> ($\text{\textcircled{M}}$)	34
<code>\Mmapstochar</code> ($\text{\textcircled{M}}$)	34
<code>\mmapstochar</code> ($\text{\textcircled{M}}$)	34
<code>\Mobilefone</code> ($\text{\textcircled{M}}$)	51
<code>\mod</code>	35
<code>\models</code> (\models)	26, 69
moduli space	<i>see alphabets, math</i>
monetary symbols	17, 18, 48
<code>\moo</code> ($\text{\textcircled{M}}$)	21
<code>\Moon</code> ($\text{\textcircled{M}}$)	50
<code>\Moon</code> ($\text{\textcircled{M}}$)	50
<code>\morepawns</code> ($\text{\textcircled{M}}$)	64
<code>\moreroom</code> ($\text{\textcircled{M}}$)	64

<code>\Mountain</code> (▲)	63	<code>\ndashVv</code> (≡)	28	<code>\niupsilon</code> (ϐ)	12
<code>mouse</code> <i>see</i> <code>\ComputerMouse</code>		<code>\ne</code> <i>see</i> <code>\neq</code>		<code>\niv</code> (L)	38
<code>\MoveDown</code> (▼)	61	<code>\Nearrow</code> (↗)	33	<code>\nj</code> (n)	12
<code>\moverlay</code>	72	<code>\nearrow</code> (↘)	33	<code>\nLeftarrow</code> (⇐)	33
<code>\MoveUp</code> (▲)	61	<code>\nearrow</code> (↗)	32, 71, 72	<code>\nLeftarrow</code> (⇐)	32
<code>\mp</code> (⊖)	20	<code>\neg</code> (¬)	46	<code>\nleftarrow</code> (←)	33
<code>\mu</code> (μ)	35	negation <i>see</i> <code>\neg</code> and <code>\sim</code>		<code>\nleftarrow</code> (←)	32
<code>\multimap</code> (↯)	26, 27	<code>\Neptune</code> (♆)	50	<code>\nLeftrightarrow</code> (⇔)	33
<code>\multimapboth</code> (↯↯)	27	<code>\Neptune</code> (♆)	50	<code>\nLeftrightarrow</code> (⇔)	32
<code>\multimapbothvert</code> (⋈)	27	<code>\neptune</code> (♆)	50	<code>\nleftrightharrow</code> (↔)	33
<code>\multimapdot</code> (↯•)	27	<code>\neq</code> (≠)	28	<code>\nleftrightharrow</code> (↔)	20, 32
<code>\multimapdotboth</code> (↯•↯)	27	<code>\neq</code> (≠)	30	<code>\nleq</code> (⩽)	31
<code>\multimapdotbothA</code> (↯•↯)	27	<code>\neqslantgtr</code> (≷)	31	<code>\nleq</code> (⩽)	30, 31
<code>\multimapdotbothAvert</code> (⋈)	27	<code>\neqslantless</code> (≶)	31	<code>\nleqq</code> (≪)	31
<code>\multimapdotbothB</code> (↯•↯)	27	<code>\nequiv</code> (≐)	28	<code>\nleqq</code> (≪)	30
<code>\multimapdotbothBvert</code> (⋈)	27	<code>\neswarrow</code> (↙)	71, 72	<code>\nleqslant</code> (⩽)	30
<code>\multimapdotbothvert</code> (⋈)	27	<code>\Neutral</code> (○)	52	<code>\nless</code> (⩺)	31
<code>\multimapdotinv</code> (↯←)	27	<code>\newmoon</code> (●)	50	<code>\nless</code> (⩺)	30
<code>\multimapinv</code> (↯↯)	27	<code>\newmoon</code> (●)	50	<code>\nlessapprox</code> (≲)	31
multiple accents per character	72	<code>\newtie</code> (■)	13	<code>\nlessapprox</code> (≲)	30
<code>\Mundus</code> (♁)	62	<code>\nexists</code> (∄)	37	<code>\nlessgtr</code> (≷)	30
musical symbols	19, 46, 60, 61	<code>\nexists</code> (∄)	37	<code>\nlesssim</code> (⩽)	31
<code>musixtex</code> (package)	60, 61	<code>\NG</code> (I)	9	<code>\nlesssim</code> (⩽)	30
<code>\muup</code> (μ)	36	<code>\ng</code> (ι)	9	<code>\nll</code> (↯)	30
<code>\MVAt</code> (@)	62	<code>\ngeq</code> (≥)	31	<code>\nmid</code> ()	27
<code>\MVEight</code> (8)	45	<code>\ngeq</code> (≥)	30, 31	<code>\nrightarrow</code> (↘)	33
<code>\MVFive</code> (5)	45	<code>\ngeqq</code> (≧)	31	<code>\nnwarrow</code> (↖)	33
<code>\MVFour</code> (4)	45	<code>\ngeqq</code> (≧)	30	<code>\NoBleech</code> (△)	62
<code>\MVNine</code> (9)	45	<code>\ngeqslant</code> (≧)	30	<code>\NoChemicalCleaning</code> (⊙)	62
<code>\MVOne</code> (1)	45	<code>\ngg</code> (≳)	30	nointegrals (wasysym package option)	23
<code>\MVSeven</code> (7)	45	<code>\ngtr</code> (>)	31	<code>\NoIroning</code> (⊖)	62
<code>\MVSix</code> (6)	45	<code>\ngtr</code> (>)	30	non-commutative division	44
<code>\MVThree</code> (3)	45	<code>\ngtrapprox</code> (≳)	31	norm <i>see</i> <code>\lVert</code> and <code>\rVert</code>	
<code>\MVTwo</code> (2)	45	<code>\ngtrapprox</code> (≳)	30	<code>\NoSun</code> (●)	62
<code>\MVZero</code> (0)	45	<code>\ngtrless</code> (≷)	30	not <i>see</i> <code>\neg</code>	
		<code>\ngtrsim</code> (≳)	31	<code>\not</code>	28
		<code>\ngtrsim</code> (≳)	30	not equal (≠ vs. ≠)	28
		<code>\ni</code> (∃)	36	<code>\notasymp</code> (≇)	28
		<code>\nialpha</code> (α)	12	<code>\notbackslash</code> (⋈)	51
		<code>\nibar</code> <i>see</i> <code>\ownsbar</code>		<code>\notbot</code> (⊥)	37
		<code>\nibeta</code> (β)	12	<code>\notdivides</code> (∤)	28
		<code>\NibLeft</code> (↯)	54	<code>\notequiv</code> (≢)	28
		<code>\NibRight</code> (↯)	54	<code>\notin</code> (∉)	37
		nibs	54	<code>\notin</code> (∉)	37
		<code>\NibSolidLeft</code> (↯)	54	<code>\notin</code> (∉)	37
		<code>\NibSolidRight</code> (↯)	54	<code>\notni</code> (∋)	37
		<code>nicefrac</code> (package)	47, 83, 84	<code>\notowner</code> (∄)	37
		<code>\nichi</code> (χ)	12	<code>\notowns</code> <i>see</i> <code>\notowner</code> and <code>\notni</code>	
		<code>\niepsilon</code> (ε)	12	<code>\notperp</code> (⊥)	28
		<code>\nigamma</code> (γ)	12	<code>\notslash</code> (≠)	51
		<code>\niiota</code> (ι)	12	<code>\nottop</code> (⌘)	37
		<code>\nilambda</code> (λ)	12	<code>\NoTumbler</code> (⊗)	62
		<code>\niomega</code> (ω)	12	<code>\novelty</code> (N)	64
		<code>\niphi</code> (φ)	12	<code>\nparallel</code> (∥)	27
		<code>\niplus</code> (ϕ)	27	<code>\nplus</code> (⊕)	21
		<code>\nisigma</code> (σ)	12	<code>\nprec</code> (⋈)	28
		<code>\nitheta</code> (θ)	12	<code>\nprec</code> (⋈)	27

<code>\nprecapprox</code> (\approx)	28	<code>\ntriangleleft</code> (\triangleleft)	31	<code>\OE</code> (Œ)	9
<code>\nprecapprox</code> (\approx)	28	<code>\ntrianglelefteq</code> (\trianglelefteq)	31	<code>\oe</code> (œ)	9
<code>\npreccurlyeq</code> (\preccurlyeq)	28	<code>\ntrianglelefteq</code> (\trianglelefteq)	31	<code>\officialeuro</code> (€)	18
<code>\npreccurlyeq</code> (\preccurlyeq)	28	<code>\ntrianglelefteqslant</code> (\trianglelefteqslant)	31	<code>\offinterlineskip</code>	70
<code>\npreceq</code> (\preceq)	28	<code>\ntriangleright</code> (\triangleright)	31	ogonek	<i>see accents</i>
<code>\npreceq</code> (\preceq)	27	<code>\ntriangleright</code> (\triangleright)	31	<code>\ogreaterthan</code> (⊗)	21
<code>\npreceqq</code> (\preceqq)	28	<code>\ntrianglerighteq</code> (\trianglerighteq)	31	<code>\ohill</code> (♯)	16
<code>\nprecsim</code> (\precsim)	28	<code>\ntrianglerighteq</code> (\trianglerighteq)	31	ohm	<i>see \textohm</i>
<code>\nprecsim</code> (\precsim)	28	<code>\ntrianglerighteqslant</code> (\trianglerighteqslant)	31	<code>\ohm</code> (Ω)	49
<code>\nRightarrow</code> (\Rightarrow)	33	<code>\ntwoheadleftarrow</code> (\Lleftarrow)	28	<code>\Ohne</code> (♯)	61
<code>\nRightarrow</code> (\Rightarrow)	32	<code>\ntwoheadrightarrow</code> (\Rrightarrow)	28	<code>\OHORN</code> (O)	9
<code>\nrightarrow</code> (\rightarrow)	33	<code>\nu</code> (ν)	35	<code>\ohorn</code> (σ)	9
<code>\nrightarrow</code> (\rightarrow)	32	null set	46	<code>\oiint</code> (∯)	25
<code>\nshortmid</code> (⋈)	27	number	<i>see \textnumero</i>	<code>\oiintclockwise</code> (∰)	25
<code>\nshortparallel</code> (⋈)	27	number sets	<i>see alphabets, math</i>	<code>\oiintctrcklockwise</code> (∱)	25
<code>\nsim</code> (\sim)	28	numbers	<i>see digits</i>	<code>\oiint</code> (∯)	24
<code>\nsim</code> (\sim)	27	<code>\nuup</code> (ν)	36	<code>\oiint</code> (∯)	23, 25
<code>\nsimeq</code> (\simeq)	28	<code>\nvargeq</code> (\gtrsim)	31	<code>\oiint</code> (∯)	26
<code>\nsimeq</code> (\simeq)	28	<code>\nvarleq</code> (\lesssim)	31	<code>\oiintclockwise</code> (∰)	25
<code>\nsqSubset</code> (\sqsubset)	30	<code>\nvarparallel</code> (⋈)	28	<code>\oiintctrcklockwise</code> (∱)	25
<code>\nsqsubset</code> (\sqsubset)	30	<code>\nvarparallelinv</code> (⋈)	28	<code>\oint</code> (\oint)	24
<code>\nsqsubset</code> (\sqsubset)	29	<code>\nVDash</code> (⋈)	28	<code>\oint</code> (\oint)	23
<code>\nsqsubseteq</code> (\sqsubseteq)	30	<code>\nVDash</code> (⋈)	27	<code>\ointclockwise</code> (\oint)	25
<code>\nsqsubseteq</code> (\sqsubseteq)	29	<code>\nVdash</code> (⋈)	28	<code>\ointctrcklockwise</code> (\oint)	25
<code>\nsqsubseteqq</code> (\sqsubseteqq)	30	<code>\nVdash</code> (⋈)	28	<code>\oint</code> (\oint)	24
<code>\nsqSupset</code> (\sqsupset)	30	<code>\nvDash</code> (⋈)	28	<code>\oint</code> (\oint)	26
<code>\nsqsupset</code> (\sqsupset)	30	<code>\nvDash</code> (⋈)	27	<code>\ointclockwise</code> (\oint)	25
<code>\nsqsupset</code> (\sqsupset)	29	<code>\nvdash</code> (⋈)	28	<code>\ointctrcklockwise</code> (\oint)	25
<code>\nsqsupseteq</code> (\sqsupseteq)	30	<code>\nvdash</code> (⋈)	27	<code>\ointctrcklockwise</code> (\oint)	26
<code>\nsqsupseteq</code> (\sqsupseteq)	29	<code>\nvDash</code> (⋈)	28	old-style digits	19
<code>\nsqsupseteqq</code> (\sqsupseteqq)	30	<code>\nVdash</code> (⋈)	28	<code>\oldstylenums</code>	19
<code>\nSubset</code> (\Subset)	30	<code>\Nwarrow</code> (↖)	33	<code>\oleft</code> (⊕)	22
<code>\nSubset</code> (\Subset)	29	<code>\nwarrow</code> (↖)	33	<code>\olessthan</code> (⊗)	21
<code>\nsubset</code> (\subset)	30	<code>\nwarrow</code> (↖)	32, 71	<code>\Omega</code> (Ω)	35
<code>\nsubseteq</code> (\subseteq)	30	<code>\nwsearrow</code> (↘)	71	<code>\omega</code> (ω)	35
<code>\nsubseteq</code> (\subseteq)	29			<code>\omegaup</code> (ω)	36
<code>\nsubseteqq</code> (\sqsubseteq)	30			<code>\ominus</code> (\ominus)	22
<code>\nsubseteqq</code> (\sqsubseteq)	29			<code>\ominus</code> (\ominus)	20
<code>\nsubseteqqq</code> (\sqsubseteqq)	30			<code>\onlymove</code> (\square)	64
<code>\nsubseteqqq</code> (\sqsubseteqq)	29			<code>\oo</code> (oo)	64
<code>\nsucc</code> (\succ)	28			<code>\oo</code> (oo)	12
<code>\nsucc</code> (\succ)	27			<code>\open</code> (,)	17
<code>\nsuccapprox</code> (\succapprox)	28			<code>\openJoin</code> (\times)	27
<code>\nsuccapprox</code> (\succapprox)	28			<code>\openo</code> (\circ)	12
<code>\nsucccurlyeq</code> (\succcurlyeq)	28			<code>\openo</code> (\circ)	12
<code>\nsucccurlyeq</code> (\succcurlyeq)	28			<code>\openo</code> (\circ)	12
<code>\nsucceq</code> (\succeq)	28			<code>\opentimes</code> (\times)	27
<code>\nsucceq</code> (\succeq)	27			operators	
<code>\nsucceqq</code> (\succeqq)	28			binary	20–22
<code>\nsucceqq</code> (\succeqq)	28			logical	<i>see logical operators</i>
<code>\nsucsim</code> (\succsim)	28			set	<i>see set operators</i>
<code>\nSupset</code> (\Supset)	30			<code>\oplus</code> (\oplus)	22
<code>\nSupset</code> (\Supset)	29			<code>\oplus</code> (\oplus)	20, 67
<code>\nsupset</code> (\supset)	30			<code>\opposbishops</code> (⊞)	64
<code>\nsupseteq</code> (\supseteq)	30			<code>\opposition</code> (⊞)	50
<code>\nsupseteq</code> (\supseteq)	29			optical scaling	74
<code>\nsupseteqq</code> (\sqsupseteq)	30			options	<i>see package options</i>
<code>\nsupseteqq</code> (\sqsupseteq)	29			or	<i>see \vee</i>
<code>ntheorem</code> (package)	46			<code>\oright</code> (⊕)	22
<code>\nthickapprox</code> (\thickapprox)	28				
<code>\ntriangleleft</code> (\triangleleft)	31				

`\OrnamentDiamondSolid` (◆) . 59
 orthogonal to *see* `\bot`
`\oslash` (⊘) 22
`\oslash` (⊘) 20
`\otimes` (⊗) 22
`\otimes` (⊗) 20
`\otop` (⊕) 22
`\otrianglerup` (⊕) 22
 ovals 57
`\ovee` (∩) 21
`\overarc` (⌒) 16
`\overbrace` (⏟) 43
`\overbrace` (⏟) 41
`\overbracket` (⌈) 42
`\overbracket` (⌋) 73
`\overbridge` (⌒) 15
`\overgroup` (⏟) 43
`\overleftarrow` (↔) 41
`\overleftrightharpoon` (↔) . . 42
`\overline` (¯) 20, 41
`\overparenthesis` (⏟) 73
`\Ovrrightarrow` (↗) 41
`overrightarrow` (package) . . 41, 83
`\overrightarrow` (↗) 41
`\overring` (°) 17
`\ovoid` (○) 22
`\owedge` (∩) 21
`\owns` *see* `\ni`
`\owns` (∋) 37
`\ownsbar` (∋̄) 37

P

`\P` (¶) 8, 81
`\p` (.) 64
`\p@` 72
 package options
 `a` (esvect) 43
 `bbgreekl` (mathbbol) 48
 `b` (esvect) 43
 `c` (esvect) 43
 `d` (esvect) 43
 `e` (esvect) 43
 `f` (esvect) 43
 `g` (esvect) 43
 `h` (esvect) 43
 integrals (wasysym) 23
 `mathcal` (euscript) 48
 `mathscr` (euscript) 48
 `nointegrals` (wasysym) 23
 `sans` (dsfont) 48
 `varg` (txfonts/pxfonts) 36
 packages
 accents 73, 83, 84
 `amsbsy` 79
 `amsfonts` 20, 26, 29, 32, 46, 48
 `amsmath` 7, 35, 78

`amssymb` 7, 20, 26, 29, 32, 46,
 48, 83, 84, 86
`amstext` 70, 71
`arcs` 16, 83, 84
`ar` 49, 83
`ascii` 51, 80, 83
`bbding` 53–57, 59, 68, 83, 84
`bbm` 48, 83
`bbold` 48, 83
`bm` 79, 83, 84
`braket` 38
`calrsfs` 48
`cancel` 41
`cclicenss` 18, 83, 84
`chemarrow` 34, 43, 83
`chemarr` 42, 83, 84
`dblaccnt` 72
`dictsym` 66, 83, 84
`dingbat` . . 54, 58, 68, 83, 84
`dsfont` 48, 83
`empheq` 42, 83, 84
`esint` 26, 83
`esvect` 43, 83
`eufrak` 48
`eurosym` 18, 83, 84
`euscript` 48, 83, 84
`extarrows` 44, 83, 84
`extraipa` 15, 83
`fclfont` 83
`fc` 9, 13
`fixmath` 79
`fontenc` 7, 9, 13, 80
`gensymb` 49
`graphics` 69
`graphicx` 17, 69
`harmony` 60, 61, 83, 84
`hierogl` 66, 83, 84
`holtplot` 44, 83
`ifsym` 49, 57, 62, 63, 68, 83, 84
`isoent` 82
`latexsym` . 20, 26, 29, 32, 46,
 67, 83, 84
`manfnt` 58, 61, 83, 84
`marvosym` . 18, 45, 50–53, 58,
 61, 62, 68
`matbbol` 48
`mathabx` . . 22, 24, 26, 28–31,
 33, 34, 37–40, 43, 45, 46, 50,
 58, 67, 68, 83, 86
`mathbbol` 48
`mathcomp` 45
`mathdots` . 44, 45, 72, 83, 84
`mathrsfs` 48, 83
`mbboard` 48, 83
`metre` 16, 40, 64, 83, 84
`musixtex` 60, 61
`nath` 38–40, 83
`nicefrac` 47, 83, 84
`ntheorem` 46

`overrightarrow` 41, 83
`phaistos` 65, 83, 84
`phonetic` 12, 16, 69, 83
`pifont` . 10, 53–56, 58, 59, 67,
 83, 84
`polynom` 41
`protosem` 65, 83, 84
`psnfss` 55
`pxfonts` 20, 21, 25–30, 32–34,
 36, 37, 46, 48, 67, 80
`rotating` 18
`semtrans` 13, 17, 83, 84
`skak` 64, 83, 84
`skull` 58, 83, 84
`slashed` 70
`stmaryrd` . 21, 23, 27, 29, 31,
 33, 34, 37, 39, 68, 82–84
`t4phonet` 13, 16, 83, 84
`t5` 83
`textcomp` 7, 8, 13, 17–19, 32,
 40, 47, 49, 60, 67, 80, 82–84
`timing` 49
`tipa` 10, 11, 13–16, 69, 83, 84
`tipx` 11, 83, 84
`trfsigns` 29, 37, 41, 83
`trsym` 29, 83, 84
`txfonts` 20, 21, 25–30, 32–34,
 36, 37, 46, 48, 67, 69, 80, 83,
 84
`ulsy` 22, 34, 83
`underscore` 8
`undertilde` 44, 83, 84
`units` 47
`universa` 58, 62, 83, 84
`upgreek` 36, 83, 84
`upquote` 80
`url` 80
`vntex` 9, 13
`wasysym` . . 12, 18–21, 23, 26,
 27, 29, 30, 32, 46, 49–52, 55,
 56, 60, 68, 83, 84
`wsuipa` 12, 15, 17, 68, 69, 72,
 73, 83, 84
`yfonts` 48, 83, 84
`yhmath` 41, 42, 44, 45, 72, 83
`zapfchan` 83
 `longdiv` 41
 Pakin, Scott 1, 82
`\PaperLandscape` (☞) 63
`\PaperPortrait` (☞) 63
`par` *see* `\invamp`
`paragraph mark` *see* `\P`
`parallel` . . *see also* `\varparallel`
`\parallel` (||) 26
`\ParallelPort` (☞) 51
`\partial` (∂) 37
`\partial` (∂) 36
`\partialslash` (∂̄) 37

parts per thousand *see*
`\textperthousand`
`\partvoice` (♁) 15
`\partvoiceless` (♁) 15
`\passedpawn` (♙) 64
pawn *see* chess symbols
`\Peace` (☮) 59
`\PencilLeft` (✎) 54
`\PencilLeftDown` (✎) 54
`\PencilLeftUp` (✎) 54
`\PencilRight` (✎) 54
`\PencilRightDown` (✎) 54
`\PencilRightUp` (✎) 54
pencils 54
`\pentagon` (⬠) 56
percent sign *see* `\%`
`\permil` (‰) 19
`\Perp` (⊥) 27
`\perp` (⊥) 26, 71
`\perthousand` (‰) 49
`\Pfund` (ℳ) 18
phaistos (package) ... 65, 83, 84
Phaistos disk 65
pharmaceutical prescription . *see*
`\textrecipe`
`\PHarrow` (↖) 65
`\PHbee` (♐) 65
`\PHbeehive` (🐝) 65
`\PHboomerang` (🏹) 65
`\PHbow` (🏹) 65
`\PHbullLeg` (🐮) 65
`\PHcaptive` (👤) 65
`\PHcarpentryPlane` (🔪) 65
`\PHcat` (🐱) 65
`\PHchild` (👦) 65
`\PHclub` (♣) 65
`\PHcolumn` (🏛) 65
`\PHcomb` (🪄) 65
`\PHdolium` (🏺) 65
`\PHdove` (🕊) 65
`\PHeagle` (🦅) 65
`\PHflute` (🎷) 65
`\PHgauntlet` (👊) 65
`\PHgrater` (🥘) 65

`\PHhelmet` (🛡) 65
`\PHhide` (👁) 65
`\PHhorn` (🐂) 65
`\Phi` (Φ) 35
`\phi` (φ) 35
`\phiup` (ϕ) 36
`\PHlid` (👁) 65
`\PHlily` (🌹) 65
`\PHmanacles` (🔒) 65
`\PHmattock` (🔪) 65
`\Phone` (☎) 59
`\phone` (☎) 60
`\PhoneHandset` (📞) 59
phonetic (package) . 12, 16, 69, 83
phonetic symbols 10–13
`\photon` (☉) 49
`\PHoxBack` (🐮) 65
`\PHpapyrus` (🌿) 65
`\PHpedestrian` (🚶) 65
`\PHplaneTree` (🌳) 65
`\PHplumedHead` (👑) 65
`\PHram` (👉) 65
`\PHrosette` (🌸) 65
`\PHsaw` (🔪) 65
`\PHshield` (🛡) 65
`\PHship` (🚢) 65
`\PHsling` (🏹) 65
`\PHsmallAxe` (🔪) 65
`\PHstrainer` (🥄) 65
`\PHtattooedHead` (👤) 65
`\PHtiara` (👑) 65
`\PHtunny` (🐡) 65
`\PHvine` (🌿) 65
`\PHwavyBand` (🎵) 65
`\PHwoman` (👩) 65
physical symbols 49
`\Pi` (Π) 35
`\pi` (π) 35
`\Pickup` (🚗) 51
pifont (package) 10, 53–56, 58, 59,
67, 83, 84
pilcrow *see* `\P`

pipe *see* `\textpipe`
`\Pisces` (♊) 50
`\pisces` (♊) 50
`\Pisymbol` 67
`\pitchfork` (♂) 46
`\pitchfork` (♂) 26
`\piup` (π) 36
`\planck` (ℏ) 12
`\Plane` (✈) 59
planets 50
playing cards *see* card suits
`\Plus` (+) 54
plus-or-minus sign *see* `\pm`
`\PlusCenterOpen` (⊕) 54
`\pluscirc` (⊕) 22
`\PlusOutline` (⊕) 54
plusses 54, 55
`\PlusThinCenterOpen` (⊕) ... 54
`\Pluto` (♇) 50
`\Pluto` (♇) 50
`\pluto` (♇) 50
`\pm` (±) 20
`\pm` (±) 64
`\pmb` 79
`\pmod` 35
`\pod` 35
`\pointer` (☞) 60
`\Pointinghand` (☞) 58
`\polishhook` (◌̣) 17
`\polter` (👻) 44
polygons 56
polynom (package) 41
polynomial division 41
PostScript fonts 18, 36, 48, 53, 55,
67, 77
`\pounds` (£) 8, 81, 82
power set (℘) ... *see* alphabets,
math
`\Pp` (:) 64
`\pp` (:) 64
`\ppm` (μ) 64
`\Ppp` (:) 64
`\ppp` (:) 64
`\Pppp` (:) 64
`\pppp` (:) 64
`\Ppppp` (:) 64
`\ppppp` (:) 64
`\Pr` (Pr) 35
`\prec` (≺) 26
`\precapprox` (≲) 28
`\precapprox` (≲) 26
`\preccurlyeq` (≲) 28
`\preccurlyeq` (≲) 26
`\precdot` (≲) 28
`\preceq` (≲) 26
`\preceqq` (≳) 27

<code>\precnapprox</code> (\approx)	28
<code>\precnapprox</code> (\approx)	27
<code>\precneq</code> (\precneq)	28
<code>\precneqq</code> (\precneqq)	27
<code>\precnsim</code> (\precnsim)	28
<code>\precnsim</code> (\precnsim)	27
<code>\precsim</code> (\precsim)	28
<code>\precsim</code> (\precsim)	26
prescription	<i>see</i> <code>\textrecipe</code>
<code>\prime</code> (\prime)	46
<code>\Printer</code> (Printer)	51
probabilistic independence	71
<code>\prod</code> (\prod)	23
<code>\projlim</code> (<code>projlim</code>)	35
pronunciation symbols	<i>see</i>
phonetic symbols	
proof, end of	46
<code>\propto</code> (\propto)	46
<code>\propto</code> (\propto)	26
proto-Semitic symbols	65
protosem (package)	65, 83, 84
<code>\ProvidesPackage</code>	82
<code>\ps</code> (ps)	64
<code>\Psi</code> (Ψ)	35
<code>\psi</code> (ψ)	35
<code>\psiup</code> (ψ)	36
psfnfs (package)	55
<code>\Pu</code> (Pu)	60
pulse diagram symbols	49
<code>\PulseHigh</code> (PulseHigh)	49
<code>\PulseLow</code> (PulseLow)	49
punctuation	9, 10
<code>\p wedge</code> (p wedge)	12
pxfonts (package)	20, 21, 25–30, 32–34, 36, 37, 46, 48, 67, 80
<code>\Pxp</code> (Pxp)	64
<code>\pxp</code> (Pxp)	64
Q	
Q.E.D.	46
<code>\qside</code> (\ll)	64
<code>\Quadrat</code> (\square)	40
<code>\quadrat</code> (\square)	40
<code>\Quadrast</code> (\square)	40
<code>\quadrast</code> (\square)	40
<code>\quaternote</code> (quaternote)	60
quaternions (\mathbb{H})	<i>see</i> alphabets, math
queen	<i>see</i> chess symbols
<code>\quotedblbase</code> (quotedblbase)	9
<code>\quotesinglbase</code> (quotesinglbase)	9
R	
<code>\R</code> (\sim)	64
<code>\r</code> (r)	13
<code>\r</code> (\sim)	64
<code>\Radiation</code> (Radiation)	63
radicals	<i>see</i> <code>\sqrt</code> and <code>\surd</code>
<code>\Radioactivity</code> (Radioactivity)	52
<code>\Rain</code> (Rain)	62
<code>\RainCloud</code> (RainCloud)	62
raising	<i>see</i> <code>\textextraising</code>
<code>\RaisingEdge</code> (RaisingEdge)	49
<code>\Rangle</code> (Rangle)	48
<code>\rAngle</code> (rAngle)	39
<code>\rangle</code> (rangle)	20, 38
<code>\rarrowfill</code>	43
rational numbers (\mathbb{Q})	<i>see</i>
alphabets, math	
rationalized Planck constant	<i>see</i>
<code>\hbar</code>	
<code>\Rbag</code> (Rbag)	37
<code>\rbag</code> (rbag)	37
<code>\rbbrack</code> (rbbrack)	39
<code>\Rbrack</code> (Rbrack)	48
<code>\rBrack</code> (rBrack)	39
<code>\rc</code> (rc)	16
<code>\rCeil</code> (rCeil)	39
<code>\rceil</code> (rceil)	38
<code>\rcorners</code> (rcorners)	37
<code>\Re</code> (\mathbb{R})	36
README (file)	83
real numbers (\mathbb{R})	<i>see</i> alphabets, math
recipe	<i>see</i> <code>\textrecipe</code>
<code>\recorder</code> (recorder)	60
<code>\Rectangle</code> (Rectangle)	57
<code>\RectangleBold</code> (RectangleBold)	57
rectangles	57, 58
<code>\RectangleThin</code> (RectangleThin)	57
<code>\Rectpipe</code> (Rectpipe)	52
<code>\Rectsteel</code> (Rectsteel)	52
reduced quadrupole moment	<i>see</i>
<code>\rqm</code>	
<code>\reflectbox</code>	69
registered trademark	<i>see</i>
<code>\textregistered</code>	
relational symbols	26
binary	26–31
negated binary	27, 28
triangle	31
<code>\Relbar</code> (Relbar)	34, 69
<code>\relbar</code> (relbar)	34, 69
<code>\Respondens</code> (Respondens)	64
<code>\respondens</code> (respondens)	64
<code>\restoresymbol</code>	67
<code>\restriction</code>	<i>see</i>
<code>\upharpoonright</code>	
<code>\restriction</code> (restriction)	33
retracting	<i>see</i> <code>\textretracting</code>
return	<i>see</i> carriage return
<code>\revD</code> (revD)	12
<code>\revddots</code> (revddots)	72
<code>\reve</code> (reve)	12
<code>\reveject</code> (reveject)	12
<code>\revepsilon</code> (revepsilon)	12, 69
reverse solidus	<i>see</i>
<code>\textbackslash</code>	
reversed symbols	69
<code>\reversedvideobend</code> (reversedvideobend)	58
<code>\revglotstop</code> (revglotstop)	12
<code>\Rewind</code> (Rewind)	61
<code>\RewindToIndex</code> (RewindToIndex)	61
<code>\RewindToStart</code> (RewindToStart)	61
<code>\rfile</code> (rfile)	39
<code>\rFloor</code> (rFloor)	39
<code>\rfloor</code> (rfloor)	38
<code>\rgroup</code> (rgroup)	38
<code>\RHD</code> (RHD)	21
<code>\rhd</code> (rhd)	20, 21
<code>\rho</code> (ρ)	35
<code>\rhoup</code> (ρ)	36
<code>\right</code>	38, 39
<code>\RIGHTarrow</code> (RIGHTarrow)	60
<code>\Rightarrow</code> (Rightarrow)	68
<code>\Rightarrow</code> (Rightarrow)	20, 32, 62
<code>\Rightarrow</code> (Rightarrow)	62
<code>\rightarrow</code> (rightarrow)	33
<code>\rightarrow</code> (rightarrow)	32
<code>\rightarrowtail</code> (rightarrowtail)	32
<code>\rightarrowtriangle</code> ($\text{rightarrowtriangle}$)	33
<code>\rightarrowbarharpoon</code> ($\text{rightarrowbarharpoon}$)	34
<code>\RIGHTCIRCLE</code> (RIGHTCIRCLE)	60
<code>\RIGHTcircle</code> (RIGHTcircle)	60
<code>\Rightcircle</code> (Rightcircle)	60
<code>\RightDiamond</code> (RightDiamond)	57
<code>\rightharpoondown</code> (rightharpoondown)	34
<code>\rightharpoondown</code> (rightharpoondown)	32
<code>\rightharpoonup</code> (rightharpoonup)	34
<code>\rightharpoonup</code> (rightharpoonup)	32
<code>\rightleftarrows</code> (rightleftarrows)	33
<code>\rightleftarrows</code> (rightleftarrows)	32
<code>\rightleftharpoon</code> (rightleftharpoon)	34
<code>\rightleftharpoons</code> (rightleftharpoons)	34
<code>\rightleftharpoons</code> (rightleftharpoons)	33
<code>\rightleftharpoons</code> (rightleftharpoons)	32
<code>\rightleftharpoonsfill</code>	43
<code>\rightmoon</code> (rightmoon)	50
<code>\rightmoon</code> (rightmoon)	50
<code>\rightp</code> (rightp)	17
<code>\rightpointleft</code> (rightpointleft)	54
<code>\rightpointright</code> (rightpointright)	54
<code>\rightrightarrows</code> (rightrightarrows)	33
<code>\rightrightarrows</code> (rightrightarrows)	32
<code>\rightrightarpoons</code> (rightrightarpoons)	34
<code>\Rightscissors</code> (Rightscissors)	53
<code>\rightslice</code> (rightslice)	21
<code>\rightsquigarrow</code> (rightsquigarrow)	33
<code>\rightsquigarrow</code> (rightsquigarrow)	32
<code>\rightt</code> (rightt)	17
<code>\rightthreetimes</code> (rightthreetimes)	46
<code>\rightthreetimes</code> (rightthreetimes)	21

`\rightthumbsdown` (☹) 54
`\rightthumbsup` (☺) 54
`\righttoleftarrow` (↔) 33
`\Righttorque` (⤵) 52
`\rightturn` (↻) 60
`\ring` (◌̇) 41
ring equal to *see* `\circeq`
ring in equal to *see* `\eqcirc`
`\riota` (ι) 12
`\rip` (⊥) 58
`\risingdotseq` (≐) 28
`\risingdotseq` (≐) 26
`\rJoin` (⋈) 27
`\rlap` 57, 71, 72
`\rmoustache` (⎵) 38
rook *see* chess symbols
roots *see* `\sqrt`
`\rotatebox` 17, 69
rotated symbols 17, 69
rotating (package) 18
`\rotm` (⊓) 12
`\rotOmega` (⊖) 12
`\rotr` (⊔) 12
`\rotvara` (⊗) 12
`\rotw` (⊘) 12
`\roty` (⊙) 12
`\RoundedLsteel` (⊤) 52
`\RoundedTsteel` (⊥) 52
`\RoundedTTsteel` (⊩) 52
`\Rparen` (⎵) 48
`\rqm` (℥) 70
`\rrbracket` (⎵) 39
`\rrceil` (⎵) 37
`\rrfloor` (⎵) 37
`\Rrightarrow` (⇒) 33
`\rrparenthesis` (⎵) 37
`\RS` (♠) 51
`\Rsh` (↶) 33
`\Rsh` (↷) 32
`\rtimes` (⋈) 22
`\rtimes` (⋈) 21
`\rtriple` 40
`\rVert` (⎵) 39
`\rVert` (⎵) 39
`\rvert` (⎵) 39

S

`\S` (§) 8, 81
safety-related symbols 52
`\Sagittarius` (♐) 50
`\sagittarius` (♐) 50
`\samebishops` (♠♠) 64
sans (dsfont package option) . . 48
`\satellitedish` (🍽) 58
`\Saturn` (♄) 50
`\Saturn` (♄) 50
`\saturnd` (♄) 50

`\savesymbol` 67
`\Sborder` (⊞) 58
scaling
 mechanical 74, 77
 optical 74
`\scd` (⊖) 12
`\scg` (⊗) 12
`\schwa` (ə) 12
`\schwa` (ə) 12
Schwartz distribution spaces . *see*
 alphabets, math
`\sci` (I) 12
scientific symbols 49–52
`\ScissorHollowLeft` (✂) . . . 53
`\ScissorHollowRight` (✂) . . 53
`\ScissorLeft` (✂) 53
`\ScissorLeftBrokenBottom` (✂) 53
`\ScissorLeftBrokenTop` (✂) . . 53
`\ScissorRight` (✂) 53
`\ScissorRightBrokenBottom` (✂) 53
`\ScissorRightBrokenTop` (✂) . . 53
scissors 53
`\scn` (N) 12
`\Scorpio` (♏) 50
`\scorpio` (♏) 50
`\scr` (R) 12
script letters *see* alphabets, math
`\scripta` (a) 12
`\scriptg` (g) 12
`\scriptscriptstyle` 70, 71
`\scriptstyle` 70, 71
`\scriptv` (v) 12
`\scu` (u) 12
`\scy` (y) 12
seagull *see* `\textseagull`
`\Searrow` (↘) 33
`\searrow` (↘) 33
`\searrow` (↘) 32, 71
`\sec` (sec) 35
`\Sech` (♯) 60
`\second` (//) 46
seconds, angular *see* `\second`
`\secstress` (˘) 17
section mark *see* `\S`
`\SectioningDiamond` (⊞) . . . 63
`\see` (—) 64
segmented digits 49
`\selectfont` 7
semantic valuation *see*
 `\llbracket`/`\rrbracket` and
 `\lbbbrack`/`\rbbbrack`
semidirect products 21, 22, 46
semitic transliteration 13, 17
semtrans (package) 13, 17, 83, 84

`\SePa` (Ÿ) 60
`\seppawns` (♞♟) 64
`\SerialInterface` (⊞) 51
`\SerialPort` (⊞) 51
set operators
 intersection *see* `\cap`
 union *see* `\cup`
`\setminus` (∖) 20
SGML 82
sha (III) 67–69
`\sharp` (♯) 46, 60
`\Shilling` (β) 18
`\shortdownarrow` (⤵) 33
`\ShortFifty` (⏏) 62
`\ShortForty` (⏏) 62
`\shortleftarrow` (←) 33
`\shortmid` (⏏) 26
`\ShortNinetyFive` (⏏) 62
`\shortparallel` (∥) 26
`\ShortPulseHigh` (⏏) 49
`\ShortPulseLow` (⏏) 49
`\shortrightarrow` (→) 33
`\ShortSixty` (⏏) 62
`\ShortThirty` (⏏) 62
`\shortuparrow` (↑) 33
`\showclock` 63
`\SI` (♠) 51
`\Sigma` (Σ) 35
`\sigma` (σ) 35
`\sigmaup` (σ) 36
`\sim` (∼) 26, 70, 80
`\simeq` (≈) 26
`\sin` (sin) 35
`\sinh` (sinh) 35
`\SixFlowerAlternate` (♣) . . . 56
`\SixFlowerAltPetal` (♣) . . . 56
`\SixFlowerOpenCenter` (♣) . . 56
`\SixFlowerPetalDotted` (♣) . . 56
`\SixFlowerPetalRemoved` (♣) . 56
`\SixFlowerRemovedOpenPetal`
 (♣) 56
`\SixStar` (★) 56
`\SixteenStarLight` (★) 56
skak (package) 64, 83, 84
skull (package) 58, 83, 84
`\skull` (☠) 58
`\slash` (/) 80
`\slashb` (ℓ) 12
`\slashc` (ℓ) 12
`\slashed` (ℓ) 12
slashed (package) 70
`\slashed` 70
slashed letters 70
`\slashed.sty` (file) 70
`\slashu` (u) 12
`\Sleet` (⊞) 62

<code>\sliding</code> (■)	15
<code>\SmallCircle</code> (○)	57
<code>\SmallCross</code> (×)	57
<code>\SmallDiamondshape</code> (◇)	57
<code>\smallfrown</code> (∩)	26
<code>\SmallHBar</code> (¯)	57
<code>\SmallLowerDiamond</code> (◊)	57
<code>\smallpencil</code> (✎)	54
<code>\SmallRightDiamond</code> (◈)	57
<code>\smallsetminus</code> (∖)	21
<code>\smallsmile</code> (∪)	26
<code>\SmallSquare</code> (□)	57
<code>\SmallTriangleDown</code> (▽)	57
<code>\smalltriangledown</code> (▾)	22
<code>\SmallTriangleLeft</code> (◁)	57
<code>\smalltriangleleft</code> (◄)	22
<code>\SmallTriangleRight</code> (▷)	57
<code>\smalltriangleright</code> (►)	22
<code>\SmallTriangleUp</code> (△)	57
<code>\smalltriangleup</code> (▲)	22
<code>\SmallVBar</code> (⊥)	57
<code>\smile</code> (☺)	26
<code>\Smiley</code> (☺)	62
<code>\smiley</code> (☺)	60
smiley faces	51, 60, 62
<code>\Snow</code> (❄)	62
<code>\SnowCloud</code> (☁)	62
<code>\Snowflake</code> (❄)	56
<code>\SnowflakeChevron</code> (❄)	56
<code>\SnowflakeChevronBold</code> (❄)	56
snowflakes	56
<code>\SO</code> (♫)	51
<code>\SOH</code> (☺)	51
space	
thin	78
space, visible	8
spades (suit)	46, 59
<code>\spadesuit</code> (♠)	46
<code>\Sparkle</code> (✨)	56
<code>\SparkleBold</code> (✨)	56
sparkles	56
“special” characters	8
<code>\SpecialForty</code> (Ⓖ)	62
<code>\sphericalangle</code> (∠)	46
<code>\sphericalangle</code> (∠)	46
<code>\SpinDown</code> (↓)	57
<code>\SpinUp</code> (↑)	57
<code>\splitvert</code>	51
<code>\splitvert</code> (‡)	51
<code>\spreadlips</code> (☺)	15
<code>\sqbullet</code> (▪)	22
<code>\sqcap</code> (⊓)	22
<code>\sqcap</code> (⊓)	20
<code>\sqcappplus</code> (⊔)	21
<code>\sqcup</code> (⊔)	22
<code>\sqcup</code> (⊔)	20
<code>\sqcupplus</code> (⊕)	21
<code>\sqdoublecap</code> (⊔)	22
<code>\sqdoublecup</code> (⊕)	22
<code>\sqiiint</code> (∫∫∫)	25
<code>\sqiint</code> (∫∫)	25
<code>\sqiint</code> (∫∫)	26
<code>\sqint</code> (∫)	25
<code>\sqint</code> (∫)	26
<code>\sqrt</code> (√)	41, 71
<code>\sqSubset</code> (⊆)	30
<code>\sqsubset</code> (⊂)	30
<code>\sqsubset</code> (⊂)	29
<code>\sqsubseteq</code> (⊆)	30
<code>\sqsubseteq</code> (⊆)	29
<code>\sqsubseteqq</code> (⊆)	30
<code>\sqsubseteqq</code> (⊆)	30
<code>\sqsupset</code> (⊃)	30
<code>\sqsupset</code> (⊃)	29
<code>\sqsupseteq</code> (⊇)	30
<code>\sqsupseteq</code> (⊇)	29
<code>\sqsupseteqq</code> (⊇)	30
<code>\sqsupseteqq</code> (⊇)	30
<code>\Square</code> (□)	57
<code>\Square</code> (□ vs. □ vs. □)	68
<code>\Square</code> (□)	55
<code>\Square</code> (□)	57
<code>\square</code> (◻)	22
<code>\square</code> (◻)	46
square root <i>see</i> <code>\sqrt</code>	
hooked <i>see</i> <code>\hksqrt</code>	
<code>\SquareCastShadowBottomRight</code>	
(◻)	57
<code>\SquareCastShadowTopLeft</code> (◻)	
.	57
<code>\SquareCastShadowTopRight</code> (◻)	
.	57
<code>\Squardot</code> (⋅)	45
<code>\Squarepipe</code> (⊠)	52
squares	57, 58
<code>\SquareShadowA</code> (◻)	57
<code>\SquareShadowB</code> (◻)	57
<code>\SquareShadowBottomRight</code> (◻)	
.	57
<code>\SquareShadowC</code> (◻)	57
<code>\SquareShadowTopLeft</code> (◻)	57
<code>\SquareShadowTopRight</code> (◻)	57
<code>\SquareSolid</code> (■)	57
<code>\Squaresteel</code> (■)	52
<code>\squarewithdots</code> (⊠)	58
<code>\squplus</code> (⊕)	22
<code>\SS</code> (SS)	9
<code>\ss</code> (ß)	9
<code>\ssearrow</code> (↘)	33
<code>\slash</code> (/)	21
<code>\sswarrow</code> (↙)	33
<code>\stackrel</code>	20, 74
<code>\star</code> (★)	20, 73
Star of David	55, 56
stars	46, 55, 56
statistical independence	71
sterling <i>see</i> <code>\pounds</code>	
stmaryrd (package)	21, 23, 27, 29, 31, 33, 34, 37, 39, 68, 82–84
stochastic independence <i>see</i> <code>\bot</code>	
<code>\StoneMan</code> (▲)	63
<code>\Stopsign</code> (⊛)	52
<code>\StopWatchEnd</code> (⌚)	63
<code>\StopWatchStart</code> (⌚)	63
<code>\stress</code> (ˈ)	17
<code>\strictfi</code> (ε-)	27
<code>\strictif</code> (ε-)	27
<code>\strictiff</code> (εε)	27
<code>\StrokeFive</code> ()	63
<code>\StrokeFour</code> ()	63
<code>\StrokeOne</code> ()	63
<code>\StrokeThree</code> ()	63
<code>\StrokeTwo</code> ()	63
<code>\STX</code> (☉)	51
<code>\SUB</code> (→)	51
<code>\subcorner</code> (⋈)	15
<code>\subdoublebar</code> (▬)	15
<code>\subdoublevert</code> (▮)	15
<code>\sublptr</code> (▮)	15
<code>\subrptr</code> (▮)	15
subscripts	
new symbols used in	70–71
<code>\Subset</code> (⊆)	30
<code>\Subset</code> (⊆)	29
<code>\subset</code> (⊂)	30
<code>\subset</code> (⊂)	29
<code>\subseteq</code> (⊆)	30
<code>\subseteq</code> (⊆)	29
<code>\subseteqq</code> (⊆)	30
<code>\subseteqq</code> (⊆)	29
<code>\subsetneq</code> (⊂)	30
<code>\subsetneq</code> (⊂)	29
<code>\subsetneqq</code> (⊂)	30
<code>\subsetneqq</code> (⊂)	29
<code>\subsetplus</code> (⊆)	29
<code>\subsetpluseq</code> (⊆)	29
subsets	29, 30
<code>\succ</code> (succ)	26
<code>\succapprox</code> (≻)	28
<code>\succapprox</code> (≻)	26
<code>\succcurlyeq</code> (⋗)	28
<code>\succcurlyeq</code> (⋗)	26
<code>\succdot</code> (succ)	28

<code>\succeq</code> (\succeq)	26	clock	63	<code>t5</code> (package)	83
<code>\succeqq</code> (\succeqq)	27	communication	51	tacks	26, 36
<code>\succapprox</code> (\succapprox)	28	computer hardware	51	<code>\taild</code> (d)	12
<code>\succnapprox</code> (\succnapprox)	27	contradiction	20, 34	<code>\tailinvr</code> (j)	12
<code>\succneq</code> (\succneq)	28	currency	17, 18, 48	<code>\taill</code> (l)	12
<code>\succneqq</code> (\succneqq)	27	dangerous bend	58	<code>\tailn</code> (n)	12
<code>\succnsim</code> (\succnsim)	28	definition	20, 74	<code>\tailr</code> (r)	12
<code>\succnsim</code> (\succnsim)	27	dictionary	10–13, 66	<code>\tails</code> (s)	12
<code>\succsim</code> (\succsim)	28	dingbat	53–59	<code>\tailt</code> (t)	12
<code>\succsim</code> (\succsim)	26	dot	44, 45	<code>\tailz</code> (z)	12
such that (\exists)	69	electrical	49	<code>\Takt</code>	61
<code>\sum</code> (Σ)	23	engineering	49, 52	<code>\talloblong</code> (ll)	21
<code>\Summit</code> (\blacktriangle)	63	genealogical	60	tally markers	63
<code>\SummitSign</code> (\blackcross)	63	general	60	<code>\tan</code> (tan)	35
<code>\Sun</code> (\odot)	50	information	58	<code>\tanh</code> (tanh)	35
<code>\Sun</code> (\odot vs. \star vs. \odot)	68	informer	64	<code>\Tape</code> (\blacktriangleright)	59
<code>\Sun</code> (\odot)	50	Knuth’s	58, 61	<code>\Taschenuhr</code> ($\text{\textcircled{clock}}$)	63
<code>\Sun</code> (\star)	62	laundry	62	Tate-Shafarevich group	<i>see sha</i>
<code>\sun</code> (\odot)	60	legal	8, 18, 81	<code>\tau</code> (τ)	35
<code>\SunCloud</code> ($\text{\textcircled{cloud}}$)	62	letter-like	36, 37	<code>\Taurus</code> ($\text{\textcircled{taurus}}$)	50
<code>\SunshineOpenCircled</code> ($\text{\textcircled{sun}}$)	59	linguistic	10–13	<code>\Taurus</code> ($\text{\textcircled{taurus}}$)	50
<code>\sup</code> (sup)	35	log-like	35, 78	<code>\taurus</code> ($\text{\textcircled{taurus}}$)	50
superscripts		mathematical	20–48	<code>\taup</code> (τ)	36
new symbols used in	70–71	METAFONTbook	61	<code>\tccentigrade</code> ($^{\circ}\text{C}$)	45
supersets	29, 30	metrical	64	<code>\tcmu</code> (μ)	45
<code>\Supset</code> (\supseteq)	30	miscellaneous	46, 58–66	<code>\tcohm</code> (Ω)	45
<code>\Supset</code> (\supseteq)	29	monetary	17, 18, 48	<code>\tcpertenthousand</code> ($\text{\textcircled{percent}}$)	45
<code>\supset</code> (\supset)	30	musical	19, 46, 60, 61	<code>\tcpertousand</code> ($\text{\textcircled{percent}}$)	45
<code>\supset</code> (\supset)	29	navigation	61	<code>\td</code> (\blacksquare)	16
<code>\supseteq</code> (\supseteq)	30	non-commutative division	44	technological symbols	49–52
<code>\supseteq</code> (\supseteq)	29	Phaistos disk	65	<code>\Telefon</code> ($\text{\textcircled{phone}}$)	51
<code>\supseteqq</code> (\supseteqq)	30	phonetic	10–13	<code>\Telephone</code> ($\text{\textcircled{phone}}$)	63
<code>\supseteqq</code> (\supseteqq)	29	physical	49	<code>\Tent</code> (\blacktriangle)	63
<code>\supsetneq</code> (\supsetneq)	30	proto-Semitic	65	<code>\Terminus</code> (\otimes)	64
<code>\supsetneq</code> (\supsetneq)	29	pulse diagram	49	<code>\terminus</code> (\otimes)	64
<code>\supsetneqq</code> (\supsetneqq)	30	relational	26	<code>\Terminus*</code> (\oplus)	64
<code>\supsetneqq</code> (\supsetneqq)	29	reversed	69	<code>\terminus*</code> (\oplus)	64
<code>\supsetplus</code> ($\text{\textcircled{plus}}$)	29	rotated	17, 69	<code>\tesh</code> ($\text{\textcircled{t}}$)	12
<code>\supsetplus</code> ($\text{\textcircled{plus}}$)	29	safety-related	52	testfont.dvi (file)	76
<code>\surd</code> (\surd)	46	scientific	49–52	testfont.tex (file)	76, 77
<code>\SurveySign</code> (\blacktriangle)	63	subset and superset	29, 30	TEX	67, 69–74, 76–78, 80, 85
<code>\Swarrow</code> (\blackswarrow)	33	technological	49–52	TEXbook, The	69–73, 77
<code>\swarrow</code> (\swarrow)	33	TeXbook	58, 61	symbols from	58, 61
<code>\swarrow</code> (\swarrow)	32, 71, 72	transliteration	13	<code>\text</code>	20, 70–72
swung dash	<i>see \sim</i>	upside-down	17, 69, 80	<code>\textacutedbl</code> ($\text{\textcircled{doublequote}}$)	17
<code>\syl</code> (\blacksquare)	16	variable-sized	23–26	<code>\textacutemacron</code> ($\text{\textcircled{macron}}$)	14
<code>\syllabic</code> ($\text{\textcircled{comma}}$)	17	weather	62	<code>\textacutewedge</code> ($\text{\textcircled{wedge}}$)	14
Symbol (PostScript font)	36, 67	zodiacal	50	<code>\textadvancing</code> ($\text{\textcircled{square}}$)	14
symbols		<code>symbols.tex</code> (file)	67, 82, 83	<code>\textaoilig</code> ($\text{\textcircled{alpha}}$)	11
alpine	63	SYMLIST (file)	83	<code>\textasciicute</code> ($\text{\textcircled{acute}}$)	17, 81
APL	51	<code>\SYN</code> ($\text{\textcircled{minus}}$)	51	<code>\textasciibreve</code> ($\text{\textcircled{breve}}$)	17
astrological	50			<code>\textasciicaron</code> ($\text{\textcircled{caron}}$)	17
astronomical	50	T		<code>\textasciicircum</code> ($\text{\textcircled{circum}}$)	8, 80
biological	52	<code>\T</code>	9	<code>\textasciidieresis</code> ($\text{\textcircled{dieresis}}$)	17, 81
body-text	8–19	<code>\T</code> (\blacksquare)	17	<code>\textasciigrave</code> ($\text{\textcircled{grave}}$)	17
bold	78–79	<code>\T</code> (\otimes)	64	<code>\textasciimacron</code>	80
chess	64	<code>\t</code> (\blacksquare)	13	<code>\textasciimacron</code>	80
		<code>\t</code> (\otimes)	64	<code>\textasciimacron</code> ($\text{\textcircled{macron}}$)	17, 81
		<code>t4phonet</code> (package)	13, 16, 83, 84		

<code>\textasciitilde</code> (<code>~</code>)	8, 80	<code>\textcrinvglotstop</code> (<code>š</code>)	10	<code>\textesh</code> (<code>ƒ</code>)	11
<code>\textasteriskcentered</code> (<code>*</code>)	8, 19	<code>\textcrlambda</code> (<code>λ</code>)	10	<code>\textesh</code> (<code>ƒ</code>)	13
<code>\textbabygamma</code> (<code>Ƴ</code>)	10	<code>\textcrtwo</code> (<code>2</code>)	10	<code>\textestimated</code> (<code>€</code>)	19
<code>\textbackslash</code> (<code>\</code>)	8, 79, 80	<code>\textctc</code> (<code>¢</code>)	10	<code>\texteuro</code> (<code>€</code>)	17
<code>\textbaht</code> (<code>฿</code>)	17	<code>\textctd</code> (<code>d</code>)	10	<code>\textexclamdown</code> (<code>¡</code>)	8
<code>\textbar</code> (<code> </code>)	8, 79, 80	<code>\textctdctzlig</code> (<code>đz</code>)	10	<code>\textfemale</code> (<code>♀</code>)	11
<code>\textbarb</code> (<code>⋈</code>)	10	<code>\textctesh</code> (<code>ƒ</code>)	10	<code>\textfishhookr</code> (<code>ʀ</code>)	11
<code>\textbarc</code> (<code>¢</code>)	10	<code>\textctinvglotstop</code> (<code>š</code>)	11	<code>\textfiveoldstyle</code> (<code>5</code>)	19
<code>\textbard</code> (<code>d</code>)	10	<code>\textctj</code> (<code>j</code>)	10	<code>\textfjlig</code> (<code>ƒj</code>)	13
<code>\textbardbl</code> (<code> </code>)	19	<code>\textctjvar</code> (<code>j̇</code>)	11	<code>\textflorin</code> (<code>f</code>)	17
<code>\textbardotlessj</code> (<code>ƒ̇</code>)	10	<code>\textctn</code> (<code>n</code>)	10	<code>\textfouroldstyle</code> (<code>4</code>)	19
<code>\textbarg</code> (<code>g</code>)	10	<code>\textctstretchc</code> (<code>ƒ̂</code>)	11	<code>\textfractionsolidus</code> (<code>/</code>)	47
<code>\textbarglotstop</code> (<code>ƒ̂</code>)	10	<code>\textctstretchcvar</code> (<code>ƒ̂̇</code>)	11	<code>\textfrac</code>	48
<code>\textbari</code> (<code>ı</code>)	10	<code>\textctt</code> (<code>t</code>)	10	<code>\textfrbarn</code> (<code>n</code>)	11
<code>\textbarl</code> (<code>ł</code>)	10	<code>\textcttctclig</code> (<code>kt̂</code>)	10	<code>\textfrhookd</code> (<code>rd</code>)	11
<code>\textbaro</code> (<code>o</code>)	10	<code>\textcttturnt</code> (<code>ı̂</code>)	11	<code>\textfrhookdvar</code> (<code>rḋ</code>)	11
<code>\textbarrevglotstop</code> (<code>ƒ̂</code>)	10	<code>\textctyogh</code> (<code>ȝ</code>)	10	<code>\textfrhookt</code> (<code>t̂</code>)	11
<code>\textbaru</code> (<code>u</code>)	10	<code>\textctz</code> (<code>z</code>)	10	<code>\textfrrtailgamma</code> (<code>γ̂</code>)	11
<code>\textbeltl</code> (<code>ł̂</code>)	10	<code>\textcurrency</code> (<code>¤</code>)	17, 81	<code>\textg</code> (<code>g</code>)	11
<code>\textbenttailyogh</code> (<code>ȝ̂</code>)	11	<code>\textdagger</code> (<code>†</code>)	8, 19	<code>\textgamma</code> (<code>γ</code>)	11
<code>\textbeta</code> (<code>β</code>)	10	<code>\textdaggerdbl</code> (<code>‡</code>)	8, 19	<code>\textglobfall</code> (<code>↘</code>)	11
<code>\textbigcircle</code> (<code>◯</code>)	19	<code>\textdbend</code> (<code>⤵</code>)	58	<code>\textglobrise</code> (<code>↗</code>)	11
<code>\textbktailgamma</code> (<code>γ̂</code>)	11	<code>\textdblhyphen</code> (<code>=</code>)	19	<code>\textglotstop</code> (<code>?</code>)	10
<code>\textblank</code> (<code>␣</code>)	19	<code>\textdblhyphenchar</code> (<code>–</code>)	19	<code>\textglotstopvari</code> (<code>?</code>)	11
<code>\textborn</code> (<code>*</code>)	60	<code>\textdblig</code> (<code>db</code>)	11	<code>\textglotstopvariii</code> (<code>?</code>)	11
<code>\textbottomtiebar</code> (<code>■</code>)	14	<code>\textdctzlig</code> (<code>đz</code>)	11	<code>\textgoth</code>	48
<code>\textbraceleft</code> (<code>{</code>)	8	<code>\textdegree</code> (<code>°</code>)	47, 81	<code>\textgravecircum</code> (<code>◌̂</code>)	14
<code>\textbraceright</code> (<code>}</code>)	8	<code>\textdied</code> (<code>†</code>)	60	<code>\textgravedbl</code> (<code>“</code>)	17
<code>\textbrevemacron</code> (<code>◌̆</code>)	14	<code>\textdiscount</code> (<code>ℳ</code>)	19	<code>\textgravedot</code> (<code>◌̇</code>)	14
<code>\textbrokenbar</code> (<code> ̂</code>)	19, 81	<code>\textdiv</code> (<code>÷</code>)	47	<code>\textgravemacron</code> (<code>◌̈</code>)	14
<code>\textbullet</code> (<code>•</code>)	8, 19	<code>\textdivorced</code> (<code>⚭</code>)	60	<code>\textgravemid</code> (<code>◌̉</code>)	14
<code>\textbullseye</code> (<code>⊙</code>)	10	<code>\textdollar</code> (<code>\$</code>)	8, 17	<code>\textgreater</code> (<code>></code>)	8, 79, 80
<code>\textcelsius</code> (<code>°C</code>)	49	<code>\textdollaroldstyle</code> (<code>₰</code>)	17	<code>\textgrgamma</code> (<code>γ</code>)	11
<code>\textceltpal</code> (<code>˚</code>)	10	<code>\textdong</code> (<code>₫</code>)	17	<code>\textguarani</code> (<code>₲</code>)	17
<code>\textcent</code> (<code>¢</code>)	17, 81	<code>\textdotacut</code> (<code>◌̇̂</code>)	14	<code>\texthalflength</code> (<code>ˆ</code>)	10
<code>\textcentoldstyle</code> (<code>¢</code>)	17	<code>\textdoublebreve</code> (<code>◌̆̆</code>)	14	<code>\texthardsign</code> (<code>Ⓢ</code>)	10
<code>\textchi</code> (<code>χ</code>)	10	<code>\textdoublebareash</code> (<code>‡</code>)	11	<code>\textheng</code> (<code>h</code>)	11
<code>\textcircled</code> (<code>◌̉</code>)	13	<code>\textdoublebarpipe</code> (<code>‡</code>)	11	<code>\texthmlig</code> (<code>hm</code>)	11
<code>\textcircledP</code> (<code>Ⓟ</code>)	18	<code>\textdoublebarpipevar</code> (<code>‡̇</code>)	11	<code>\texthooktop</code> (<code>ˆ</code>)	10
<code>\textcircumacut</code> (<code>◌̆̂</code>)	14	<code>\textdoublebarslash</code> (<code>≠</code>)	11	<code>\texthtb</code> (<code>6</code>)	10
<code>\textcircumdot</code> (<code>◌̆̇</code>)	14	<code>\textdoublegrave</code> (<code>◌̈</code>)	14	<code>\texthtb</code> (<code>6</code>)	13
<code>\textcloseepsilon</code> (<code>ε</code>)	10	<code>\textdoublegrave</code> (<code>◌̈</code>)	16	<code>\texthtbardotlessj</code> (<code>ƒ̇</code>)	10
<code>\textcloseomega</code> (<code>ω</code>)	10	<code>\textdoublepipe</code> (<code> </code>)	11	<code>\texthtbardotlessjvar</code> (<code>ƒ̇̇</code>)	11
<code>\textcloserevepsilon</code> (<code>ε̂</code>)	10	<code>\textdoublepipevar</code> (<code> ̇</code>)	11	<code>\texthtc</code> (<code>c</code>)	10
<code>\textcolonmonetary</code> (<code>₯</code>)	17	<code>\textdoublevbaraccent</code> (<code>◌̆̂̇</code>)	14	<code>\texthtc</code> (<code>c</code>)	13
<code>\textcommatailz</code> (<code>z</code>)	10	<code>\textdoublevbaraccent</code> (<code>◌̆̂̇</code>)	16	<code>\texthtd</code> (<code>d</code>)	10
<code>\textcomp</code> (package)	7, 8, 13, 17–19, 32, 40, 47, 49, 60, 67, 80, 82–84	<code>\textdoublevertline</code> (<code> </code>)	11	<code>\texthtd</code> (<code>d</code>)	13
<code>\textcopyleft</code> (<code>©̈</code>)	18	<code>\textdownarrow</code> (<code>↓</code>)	32	<code>\texthtg</code> (<code>g</code>)	10
<code>\textcopyright</code> (<code>©</code>)	8, 18, 81	<code>\textdownfullarrow</code> (<code>⇩</code>)	11	<code>\texthth</code> (<code>h</code>)	10
<code>\textcorner</code> (<code>ˆ</code>)	10	<code>\textdownstep</code> (<code>⁺</code>)	11	<code>\texththeng</code> (<code>ĥ</code>)	10
<code>\textcrb</code> (<code>b</code>)	10	<code>\textdyoghlig</code> (<code>đȝ</code>)	11	<code>\texthtk</code> (<code>k</code>)	10
<code>\textcrd</code> (<code>d</code>)	10	<code>\textdzlig</code> (<code>đz</code>)	11	<code>\texthtk</code> (<code>k</code>)	13
<code>\textcrd</code> (<code>đ</code>)	13	<code>\texteightoldstyle</code> (<code>8</code>)	19	<code>\texthtp</code> (<code>p</code>)	10
<code>\textcrg</code> (<code>g</code>)	10	<code>\textellipsis</code> (<code>...</code>)	8	<code>\texthtp</code> (<code>p</code>)	13
<code>\textcrh</code> (<code>h</code>)	10	<code>\textemdash</code> (<code>—</code>)	8	<code>\texthtq</code> (<code>q</code>)	10
<code>\textcrh</code> (<code>ĥ</code>)	13	<code>\textendash</code> (<code>-</code>)	8	<code>\texthttrtaild</code> (<code>d̂</code>)	10
<code>\textcrh</code> (<code>ĥ</code>)	13	<code>\textepsilon</code> (<code>ε</code>)	11	<code>\texthtscg</code> (<code>ĉ</code>)	10
		<code>\textepsilon</code> (<code>ε̂</code>)	13	<code>\texthtt</code> (<code>t</code>)	10

<code>\texthtt</code> (f)	13	<code>\textonequarter</code> ($\frac{1}{4}$)	47, 81	<code>\textrevscr</code> (\Re)	11
<code>\texthvlig</code> (hv)	10	<code>\textonesuperior</code> (¹)	47, 81	<code>\textrevyogh</code> (ɛ)	11
<code>\textifsym</code>	49	<code>\textopenbullet</code> (o)	19	<code>\textrhooka</code> (a_h)	11
<code>\textinterrobang</code> (?)	19	<code>\textopencorner</code> (˘)	10	<code>\textrhooke</code> (e_h)	11
<code>\textinterrobangdown</code> (d)	19	<code>\textopeno</code> (o)	10	<code>\textrhookepsilon</code> (e_ϵ)	11
<code>\textinvglotstop</code> (b)	10	<code>\textopeno</code> (o)	13	<code>\textrhookopeno</code> (o)	11
<code>\textinvomega</code> (m)	11	<code>\textordfeminine</code> (^a)	8, 19, 81	<code>\textrhookrepsilon</code> (z)	11
<code>\textinvsvca</code> (v)	11	<code>\textordmasculine</code> (^o)	8, 19, 81	<code>\textrhookschwa</code> (x)	11
<code>\textinvscr</code> (K)	10	<code>\textovercross</code> (m)	14	<code>\textrhoticity</code> (v)	11
<code>\textinvscripta</code> (a)	11	<code>\textoverw</code> (m)	14	<code>\textrightarrow</code> (\rightarrow)	32
<code>\textinvsubbridge</code> (m)	14	<code>\textpalhook</code> (,)	10	<code>\texttringmacron</code> (m)	14
<code>\textiota</code> (i)	10	<code>\textpalhooklong</code> (,)	11	<code>\texttroundcap</code> (m)	14
<code>\textiotat</code> (v)	13	<code>\textpalhookvar</code> (,)	11	<code>\texttrptr</code> (^)	11
<code>\textlambd</code> (λ)	10	<code>\textparagraph</code> (¶)	8, 19	<code>\texttrquill</code> ($\text{}$)	40
<code>\textlangle</code> (\langle)	40, 80	<code>\textperiodcentered</code> (.)	8, 19, 81	<code>\texttrtaild</code> (d)	11
<code>\textlbrackdbl</code> (ll)	40	<code>\textpertenthousand</code> (\%_{000})	19	<code>\texttrtaild</code> (d)	13
<code>\textleaf</code> (e)	60	<code>\textperthousand</code> (\%_{00})	19	<code>\texttrtailhth</code> (f_h)	11
<code>\textleftarrow</code> (\leftarrow)	32	<code>\textpeso</code> (P)	17	<code>\texttrtaill</code> (l)	11
<code>\textlengthmark</code> (:)	10	<code>\textphi</code> (ϕ)	10	<code>\texttrtailn</code> (n)	10
<code>\textless</code> ($<$)	8, 79, 80	<code>\textpilcrow</code> (¶)	19	<code>\texttrtailr</code> (r)	10
<code>\textlfishhookrlig</code> (t)	11	<code>\textpipe</code> ()	11	<code>\texttrtails</code> (s)	10
<code>\textlhbend</code> (S)	58	<code>\textpipe</code> ()	13	<code>\texttrtailt</code> (t)	10
<code>\textlhookfour</code> (f)	11	<code>\textpipevar</code> ()	11	<code>\texttrtailt</code> (t)	13
<code>\textlhookp</code> (p)	11	<code>\textpm</code> (\pm)	47, 81	<code>\texttrtailz</code> (z_h)	10
<code>\textlhookt</code> (t)	10	<code>\textpnhg</code>	66	<code>\texttrthook</code> (,)	10
<code>\textlhti</code> (h)	11	<code>\textpolhook</code> (p)	14	<code>\texttrthooklong</code> (,)	11
<code>\textlhtlongi</code> (i)	10	<code>\textprimstress</code> (')	11	<code>\texttsca</code> (A)	10
<code>\textlhtlongy</code> (y)	10	<code>\textproto</code>	65	<code>\texttscaolig</code> (A)	11
<code>\textlira</code> (£)	17	<code>\textqplig</code> (q)	11	<code>\texttscb</code> (B)	10
<code>\textlnot</code> (\neg)	47, 81	<code>\textquestiondown</code> (?)	8	<code>\texttsdelta</code> (A)	11
<code>\textlonglegr</code> (r)	10	<code>\textquotedbl</code> (")	9, 79	<code>\texttsce</code> (E)	10
<code>\textlooptoprevsh</code> (l)	11	<code>\textquotedblleft</code> (")	8	<code>\texttscf</code> (F)	11
<code>\textlowering</code> (m)	14	<code>\textquotedblright</code> (")	8	<code>\texttscg</code> (G)	10
<code>\textlptr</code> (^)	10	<code>\textquoteleft</code> (')	8	<code>\texttsch</code> (H)	10
<code>\textlquill</code> (f)	40	<code>\textquoteright</code> (')	8	<code>\texttschwa</code> (ə)	10
<code>\textltailm</code> (m)	10	<code>\textquotesingle</code> (')	19	<code>\texttschwa</code> (d)	13
<code>\textltailn</code> (n)	10	<code>\textquotestraightbase</code> (,)	19	<code>\texttsci</code> (I)	10
<code>\textltailn</code> (n)	13	<code>\textquotestraightdblbase</code> (,)	19	<code>\texttscj</code> (J)	10
<code>\textltilde</code> (t)	10	19	<code>\texttsck</code> (K)	11
<code>\textlyoghlig</code> (h)	10	<code>\textraiseglotstop</code> (?)	11	<code>\texttscl</code> (L)	10
<code>\textmarried</code> (m)	60	<code>\textraiseviby</code> (l)	11	<code>\texttscm</code> (M)	11
<code>\textmho</code> (U)	49	<code>\textraising</code> (m)	14	<code>\texttscn</code> (N)	10
<code>\textmidacute</code> (m)	14	<code>\texttramshorns</code> (x)	11	<code>\texttscoelig</code> (E)	10
<code>\textminus</code> ($-$)	47	<code>\texttriangle</code> ($\text{}$)	40, 80	<code>\texttsomega</code> (a)	10
<code>\textmu</code> (μ)	49, 81	<code>\texttrbrackdbl</code> (ll)	40	<code>\texttscp</code> (P)	11
<code>\textmusicalnote</code> (A)	19	<code>\texttrecepe</code> (R)	19, 69	<code>\texttscq</code> (Q)	11
<code>\textnaira</code> (N)	17	<code>\textrectangle</code> (e)	11	<code>\texttscr</code> (R)	10
<code>\textnineoldstyle</code> (g)	19	<code>\textreferencemark</code> (*)	19, 20	<code>\texttscripta</code> (a)	10
<code>\textnrleg</code> (n)	11	<code>\textregistered</code> (®)	8, 18, 81	<code>\texttscriptg</code> (g)	10
<code>\textnumero</code> (N^o)	19	<code>\textretracting</code> (m)	14	<code>\texttscriptv</code> (v)	10
<code>\textObardotlessj</code> (j)	10	<code>\textretractingvar</code> (v)	11	<code>\texttscriptv</code> (f)	13
<code>\textObullseye</code> (C)	11	<code>\textrevapostrophe</code> (')	11	<code>\texttscu</code> (u)	10
<code>\textohm</code> (Ω)	49	<code>\textreve</code> (ə)	11	<code>\texttscy</code> (y)	10
<code>\textOlyoghlig</code> (h)	10	<code>\textrevespsilon</code> (z)	11, 69	<code>\texttseagull</code> (m)	14
<code>\textomega</code> (ω)	10	<code>\textreversedvideobend</code> (z)	58	<code>\texttsecstress</code> (.)	10
<code>\textonehalf</code> ($\frac{1}{2}$)	47, 81	58	<code>\texttsection</code> (§)	8, 19
<code>\textoneoldstyle</code>	19	<code>\textrevglotstop</code> (Y)	11	<code>\texttservicemark</code> (SM)	18
<code>\textoneoldstyle</code> (i)	19	<code>\textrevscl</code> (i)	11	<code>\texttsevenoldstyle</code> (7)	19


<code>\textsoftsign</code> (b)	10	<code>\textturnr</code> (r)	11	<code>\tildel</code> (†)	12
<code>\textspleftarrow</code> (←)	11	<code>\textturnrrtail</code> (r)	11	time of day	63
<code>\textsterling</code> (£)	8, 17	<code>\textturnsck</code> (x)	11	<code>\timelimit</code> (⊕)	64
<code>\textstretchc</code> (C)	10	<code>\textturnscripta</code> (v)	11	<code>\times</code> (×)	20
<code>\textstretchcvar</code> (c)	11	<code>\textturnscu</code> (n)	11	Times (PostScript font)	18
<code>\textstyle</code>	70, 71, 78	<code>\textturnt</code> (t)	11	timing (package)	49
<code>\textsubacute</code> (◌̣)	14	<code>\textturnthreethree</code> (g)	11	tipa (package)	10, 11, 13–16, 69, 83, 84
<code>\textsubarch</code> (◌̂)	14	<code>\textturntwo</code> (z)	11	tipx (package)	11, 83, 84
<code>\textsubbar</code> (◌̄)	14	<code>\textturnv</code> (Λ)	11	<code>\to</code>	<i>see</i> <code>\rightarrow</code>
<code>\textsubbridge</code> (◌̆)	14	<code>\textturnw</code> (M)	11	<code>\ToBottom</code> (▼)	61
<code>\textsubcircum</code> (◌̆)	14	<code>\textturny</code> (Λ)	11	<code>\tone</code>	11
<code>\textsubdot</code> (◌̇)	14	<code>\texttwelveudash</code> (—)	19	<code>\top</code> (T)	36, 70
<code>\textsubdoublearrow</code> (↔)	11	<code>\texttwooldstyle</code>	19	<code>\topbot</code> (⊥)	70, 72
<code>\textsubgrave</code> (◌̄)	14	<code>\texttwooldstyle</code> (2)	19	<code>\topdoteq</code> (≐)	28
<code>\textsubhalfing</code> (◌̇)	14	<code>\texttwosuperior</code> (²)	47, 81	torus (T)	<i>see</i> alphabets, math
<code>\textsubplus</code> (◌̈)	14	<code>\textuncrfemale</code> (φ)	11	<code>\ToTop</code> (▲)	61
<code>\textsubrhalfing</code> (◌̇)	14	<code>\textunderscore</code> (˘)	8	trademark	<i>see</i> <code>\texttrademark</code>
<code>\textsubrightarrow</code> (→)	11	<code>\textuparrow</code> (↑)	32	<code>\TransformHoriz</code> (◌◦◌)	29
<code>\textsubring</code> (◌̆)	15	<code>\textupfullarrow</code> (↑)	11	transforms	29, 41, <i>see also</i> alphabets, math
<code>\textsubsquare</code> (◌̄)	15	<code>\textupsmallarrow</code> (↑)	11	<code>\TransformVert</code> (◌̆)	29
<code>\textsubtilde</code> (◌̃)	15	<code>\textupsilon</code> (υ)	11	transliteration	
<code>\textsubumlaut</code> (◌̈)	15	<code>\textupstep</code> (↑)	11	semitic	13, 17
<code>\textsubw</code> (◌̄)	15	<code>\textvbaraccent</code> (◌̄)	15	transliteration symbols	13
<code>\textsubwedge</code> (◌̆)	15	<code>\textvbaraccent</code> (◌̄)	16	transversality	<i>see</i> <code>\pitchfork</code>
<code>\textsuperimposetilde</code> (◌̃)	15	<code>\textvertline</code> ()	11	trfsigns (package)	29, 37, 41, 83
<code>\textsuperscript</code>	16	<code>\textvibi</code> (ι)	11	<code>\triangle</code> (Δ)	46
<code>\textsurd</code> (√)	47	<code>\textviby</code> (υ)	11	triangle relations	31
<code>\textswab</code>	48	<code>\textvisiblespace</code> ()	8	<code>\TriangleDown</code> (▽)	57
<code>\textsyllabic</code> (◌̣)	15	<code>\textwon</code> (₩)	17	<code>\TriangleDown</code> (▼ vs. ▽)	68
<code>\texttctclig</code> (t̄c)	10	<code>\textwynn</code> (p)	11	<code>\TriangleDown</code> (▼)	57
<code>\texttshlig</code> (t̄ʃ)	10	<code>\textyogh</code> (ȝ)	17, 81	<code>\triangledown</code> (▽)	46
<code>\texttshlig</code> (t̄ʃ)	13	<code>\textyogh</code> (ȝ)	13	<code>\TriangleLeft</code> (◁)	57
<code>\texttheta</code> (θ)	10	<code>\textzerooldstyle</code> (o)	19	<code>\triangleleft</code> (◁)	31
<code>\textthorn</code> (þ)	10	<code>\TH</code> (P)	9	<code>\triangleleft</code> (◁)	20
<code>\textthornvari</code> (þ)	11	<code>\th</code> (p)	9	<code>\trianglelefteq</code> (⊲)	31
<code>\textthornvarii</code> (þ)	11	Thành, Hàn Thê	72	<code>\trianglelefteq</code> (⊲)	31
<code>\textthornvariii</code> (þ)	11	<code>\therefore</code> (∴)	28	<code>\trianglelefteqslant</code> (⋪)	31
<code>\textthornvariv</code> (þ)	11	<code>\therefore</code> (∴)	26	<code>\trianglelefteq</code> (⊲)	20, 31
<code>\textthreeoldstyle</code> (3)	19	<code>\Thermo</code>	62	<code>\TriangleRight</code> (▷)	57
<code>\textthreequarters</code> (¾)	47, 81	<code>\Theta</code> (Θ)	35	<code>\triangleright</code> (▷)	31
<code>\textthreequartersemdash</code> (—)	19	<code>\theta</code> (θ)	35	<code>\triangleright</code> (▷)	20
<code>\textthreesuperior</code> (³)	47, 81	<code>\thetaup</code> (θ)	36	<code>\trianglerighteq</code> (⊳)	31
<code>\texttildedot</code> (◌̇)	15	<code>\thickapprox</code> (≈)	26	<code>\trianglerighteqslant</code> (⋫)	31
<code>\texttildedown</code> (˘)	19, 80	<code>\thicksim</code> (∼)	26	triangles	46, 57, 58
<code>\texttimes</code> (×)	47	<code>\thickvert</code> ()	39	<code>\TriangleUp</code> (△)	57
<code>\texttoneletterstem</code> (l)	10	thin space	78	<code>\TriangleUp</code> (▲ vs. △)	68
<code>\texttoptiebar</code> (◌̆)	15	<code>\ThinFog</code> (☁)	62	<code>\TriangleUp</code> (▲)	57
<code>\texttrademark</code> (™)	8, 18	<code>\third</code> (///)	46	<code>\triple</code>	40
<code>\texttstlig</code> (ts)	10	<code>\Thorn</code> (P)	12	trsym (package)	29, 83, 84
<code>\textturna</code> (æ)	10	<code>\thorn</code> (þ)	12	<code>\tsbm</code> (⊔)	64
<code>\textturncelig</code> (œ)	10	<code>\thorn</code> (þ)	12	<code>\tsmb</code> (⊔)	64
<code>\textturnglotstop</code> (ç)	11	<code>\thorn</code> (þ)	12	<code>\tsmm</code> (⊔)	64
<code>\textturnh</code> (h)	10	<code>\threesim</code> (≈)	70	<code>\Tsteel</code> (T)	52
<code>\textturnk</code> (k)	10	tilde 8, 10, 12, 14, 17, 19, 40, 41, 44, 73, 80			
<code>\textturnlongleg</code> (l)	10	extensible	41, 44		
<code>\textturnm</code> (m)	10	vertically centered	80		
<code>\textturnmrlg</code> (m)	11	<code>\tilde</code> (◌̃)	40, 73		

<code>\Ttsteel</code> (I)	52
<code>TUGboat</code>	41
<code>\Tumbler</code> (Q)	62
<code>\TwelveStar</code> (*)	56
<code>\twoheadleftarrow</code> (\leftarrow)	32
<code>\twoheadrightarrow</code> (\rightarrow)	32
<code>\twonotes</code> (♪)	60
<code>txfonts</code> (package)	20, 21, 25–30, 32–34, 36, 37, 46, 48, 67, 69, 80, 83, 84
Type 1 (PostScript font)	77
U	
<code>\U</code> (U)	17
<code>\U</code> (U)	13
<code>\u</code> (u)	13
<code>\UB</code> (U)	60
<code>\ubar</code> (u)	12
<code>ubulb.fd</code> (file)	77
<code>\udesc</code> (u)	12
<code>\udot</code> (u)	22
<code>\UHORN</code> (U)	9
<code>\uhorn</code> (u)	9
<code>\ulcorner</code> (U)	37
<code>\ulcorner</code> (u)	37
<code>ulsy</code> (package)	22, 34, 83
<code>\Umd</code> (U)	61
<code>umlaut</code>	<i>see</i> accents
<code>\unclear</code> (∞)	64
<code>\underaccent</code>	73
<code>\underarc</code> (u)	16
<code>\underarch</code> (u)	15
<code>\underbrace</code> (u)	43
<code>\underbrace</code> (u)	41
<code>\underbracket</code> (u)	42
<code>\underbracket</code> (u)	73
<code>\underdotted</code> (u)	17
<code>\undergroup</code> (u)	43
<code>\underleftarrow</code> (u)	42
<code>\underletrightarrow</code> (u)	42
<code>\underline</code> (u)	41
<code>\underparenthesis</code> (u)	73
<code>\underrightarrow</code> (u)	42
<code>\underring</code> (u)	17
<code>underscore</code>	<i>see</i> _
<code>underscore</code> (package)	8
<code>undertilde</code> (package)	44, 83, 84
<code>\undertilde</code> (u)	17
<code>\underwedge</code> (u)	17
<code>union</code>	<i>see</i> \cup
<code>\unitedpawns</code> (∞)	64
<code>units</code> (package)	47
<code>unity</code> (U)	<i>see</i> alphabets, math
<code>universa</code> (package)	58, 62, 83, 84
<code>\unlhd</code> (U)	20, 21






<code>\unrhd</code> (U)	20, 21
<code>\upalpha</code> (α)	36
<code>\UParrow</code> (U)	60
<code>\Uparrow</code> (U)	32, 38
<code>\uparrow</code> (U)	32, 38
<code>\upbar</code>	16
<code>\upbeta</code> (β)	36
<code>\upbracketfill</code>	73
<code>\upchi</code> (χ)	36
<code>\Updelta</code> (Δ)	36
<code>\updelta</code> (δ)	36
<code>\Updownarrow</code> (U)	32, 38
<code>\updownarrow</code> (U)	32, 38
<code>\updownarrows</code> (U)	33
<code>\updownharpoons</code> (U)	34
<code>\upepsilon</code> (ϵ)	36
<code>\upeta</code> (η)	36
<code>\Upgamma</code> (Γ)	36
<code>\upgamma</code> (γ)	36
<code>upgreek</code> (package)	36, 83, 84
<code>\upharpoonleft</code> (U)	34
<code>\upharpoonleft</code> (u)	33
<code>\upharpoonright</code> (U)	34
<code>\upharpoonright</code> (u)	33
<code>\upiota</code> (u)	36
<code>\upkappa</code> (κ)	36
<code>\Uplambda</code> (Λ)	36
<code>\uplambda</code> (λ)	36
<code>\uplett</code>	16
<code>\uplus</code> (\uplus)	22
<code>\uplus</code> (u)	20
<code>\upmu</code> (μ)	36
<code>\upnu</code> (u)	36
<code>\Upomega</code> (Ω)	36
<code>\upomega</code> (ω)	36
<code>\upp</code> (u)	17
<code>\upparentfill</code>	73
<code>\Uppi</code> (Φ)	36
<code>\upphi</code> (ϕ)	36
<code>\Uppi</code> (Π)	36
<code>\uppi</code> (π)	36
<code>\Uppsi</code> (Ψ)	36
<code>\uppsi</code> (ψ)	36
<code>upquote</code> (package)	80
<code>\uprho</code> (ρ)	36
<code>upright Greek letters</code>	36
<code>upside-down symbols</code>	80
<code>upside-down symbols</code>	17, 69
<code>\Upsigma</code> (Σ)	36
<code>\upsigma</code> (σ)	36
<code>\Upsilon</code> (Υ)	35
<code>\upsilon</code> (υ)	35
<code>\upsilonup</code> (u)	36
<code>\upt</code> (\perp)	17
<code>\uptau</code> (τ)	36
<code>\Utheta</code> (Θ)	36
<code>\uptheta</code> (θ)	36
<code>\uptodownarrow</code> (\Downarrow)	33
<code>\upuparrows</code> (U)	33

<code>\upuparrows</code> (U)	32
<code>\upupharpoons</code> (U)	34
<code>\Upupsilon</code> (Υ)	36
<code>\upupsilon</code> (υ)	36
<code>\upvarepsilon</code> (ϵ)	36
<code>\upvarphi</code> (ϕ)	36
<code>\upvarpi</code> (\wp)	36
<code>\upvarrho</code> (ρ)	36
<code>\upvarsigma</code> (σ)	36
<code>\upvartheta</code> (ϑ)	36
<code>\Upxi</code> (Ξ)	36
<code>\upxi</code> (ξ)	36
<code>\upzeta</code> (ζ)	36
<code>\Uranus</code> (δ)	50
<code>\Uranus</code> (δ)	50
<code>\urcorner</code> (U)	37
<code>\urcorner</code> (u)	37
<code>url</code> (package)	80
<code>\US</code> (U)	51
<code>\usepackage</code>	7
<code>\ut</code> (u)	16
<code>\utilde</code> (u)	44
V	
<code>\v</code> (v)	13
<code>\vara</code> (v)	12
<code>\varangle</code> (v)	46
<code>\varbigcirc</code> (v)	21
<code>\VarClock</code> (v)	63
<code>\varclubsuit</code> (\clubsuit)	46
<code>\varcurlyvee</code> (v)	21
<code>\varcurlywedge</code> (v)	21
<code>\vardiamondsuit</code> (\diamond)	46
<code>\varEarth</code> (δ)	50
<code>\varepsilon</code> (ϵ)	35
<code>\varepsilonup</code> (ϵ)	36
<code>\VarFlag</code> (v)	63
<code>varg</code> (txfonts/pxfonts package option)	36
<code>\varg</code> (g)	36
<code>\varg</code> (g)	12
<code>\vargeq</code> (\geq)	31
<code>\varhash</code> ($\#$)	46
<code>\varheartsuit</code> (\heartsuit)	46
<code>\varhexagon</code> (\circ)	56
<code>\varhexstar</code> ($*$)	55
<code>\vari</code> (v)	12
<code>variable-sized symbols</code>	23–26
<code>\VarIceMountain</code> (v)	63
<code>\varinjlim</code> (\varinjlim)	35
<code>\varint</code> (\int)	23
<code>\various</code> (R)	64
<code>\varkappa</code> (\varkappa)	35
<code>\varleq</code> (\leq)	31
<code>\varliminf</code> (\varliminf)	35
<code>\varlimsup</code> (\varlimsup)	35
<code>\varmathbb</code>	48

<code>\VarMountain</code> (\blacktriangle)	63
<code>\varnothing</code> (\emptyset)	20, 46
<code>\varnotin</code> (\notin)	37
<code>\varnotowner</code> (\nexists)	37
<code>\varoast</code> (\otimes)	21
<code>\varobar</code> (\oslash)	21
<code>\varobslash</code> (\oslash)	21
<code>\varocircle</code> (\odot)	21
<code>\varodot</code> (\odot)	21
<code>\varogreaterthan</code> (\ominus)	21
<code>\varoiintclockwise</code> (\oint)	25
<code>\varoiintctrcklockwise</code> (\oint)	25
<code>\varoiint</code> (\oint)	26
<code>\varoiintclockwise</code> (\oint)	25
<code>\varoiintctrcklockwise</code> (\oint)	25
<code>\varoint</code> (\oint)	23
<code>\varointclockwise</code> (\oint)	25
<code>\varointclockwise</code> (\oint)	26
<code>\varointctrcklockwise</code> (\oint)	25
<code>\varointctrcklockwise</code> (\oint)	26
<code>\varolessthan</code> (\oslash)	21
<code>\varomega</code> (ω)	12
<code>\varominus</code> (\ominus)	21
<code>\varopeno</code> (\circ)	12
<code>\varoplus</code> (\oplus)	21
<code>\varoslash</code> (\oslash)	21
<code>\varotimes</code> (\otimes)	21
<code>\varovee</code> (\oslash)	21
<code>\varowedge</code> (\oslash)	21
<code>\varparallel</code> (\parallel)	27
<code>\varparallelinv</code> (\parallel)	27
<code>\varphi</code> (φ)	35
<code>\varphiup</code> (φ)	36
<code>\varpi</code> (ϖ)	35
<code>\varpiup</code> (ϖ)	36
<code>\varprod</code> (\times)	25
<code>\varprolim</code> (\lim)	35
<code>\varpropto</code> (\propto)	26
<code>\varrho</code> (ϱ)	35
<code>\varrhooup</code> (ϱ)	36
<code>\varsigma</code> (ς)	35
<code>\varsigmaup</code> (ς)	36
<code>\varspadesuit</code> (\spadesuit)	46
<code>\varsubsetneq</code> (\subsetneq)	30
<code>\varsubsetneqq</code> (\subsetneqq)	30
<code>\varsupsetneq</code> (\supsetneq)	30
<code>\varsupsetneqq</code> (\supsetneqq)	30
<code>\varstar</code> ($*$)	22
<code>\varsubsetneq</code> (\subsetneq)	30
<code>\varsubsetneq</code> (\subsetneq)	29
<code>\varsubsetneqq</code> (\subsetneqq)	30
<code>\varsubsetneqq</code> (\subsetneqq)	29
<code>\VarSummit</code> (\triangle)	63
<code>\varsupsetneq</code> (\supsetneq)	30
<code>\varsupsetneq</code> (\supsetneq)	29
<code>\varsupsetneqq</code> (\supsetneqq)	30
<code>\varsupsetneqq</code> (\supsetneqq)	29

<code>\VarTaschenuhr</code> ()	63
<code>\vartheta</code> (ϑ)	35
<code>\varthetaup</code> (ϑ)	36
<code>\vartimes</code> (\times)	21
<code>\vartriangle</code> (\triangle)	46
<code>\vartriangleleft</code> (\triangleleft)	31
<code>\vartriangleleft</code> (\triangleleft)	31
<code>\vartriangleright</code> (\triangleright)	31
<code>\vartriangleright</code> (\triangleright)	31
<code>\varv</code> (v)	36
<code>\varw</code> (w)	36
<code>\vary</code> (y)	36
<code>\VBar</code> (\bar{V})	57
<code>\vcenter</code>	70
<code>\VDash</code> (\Vdash)	28
<code>\VDash</code> (\Vdash)	28
<code>\VDash</code> (\Vdash)	26
<code>\vDash</code> (\vDash)	28
<code>\vDash</code> (\vDash)	26
<code>\vdash</code> (\vdash)	26
<code>\vdots</code> (\vdots)	44
<code>\vec</code> ($\vec{\square}$)	40
<code>\Vectorarrow</code> ($\vec{\top}$)	45
<code>\Vectorarrowhigh</code> ($\vec{\top}$)	45
<code>\vee</code> (\vee)	22
<code>\vee</code> (\vee)	20
<code>\veebar</code> (\veebar)	22
<code>\veebar</code> (\veebar)	21
<code>\veedoublebar</code> (\veedoublebar)	22
<code>\Venus</code> ($\text{\textcircled{V}}$)	50
<code>\Venus</code> ($\text{\textcircled{V}}$)	50
<code>\venus</code> ($\text{\textcircled{v}}$)	50
<code>\vernal</code> ($\text{\textcircled{V}}$)	50
<code>\Vert</code> (\parallel)	38, 39
<code>\vert</code> ($ $)	38, 39
<code>\VHF</code> (\approx)	49
<code>\Vier</code> ($\text{\textcircled{V}}$)	60
<code>\Village</code> ($\text{\textcircled{V}}$)	63
<code>\vin</code> ($\text{\textcircled{V}}$)	38
<code>vinculum</code>	<i>see</i> <code>\overline</code>
<code>\ViPa</code> ($\text{\textcircled{V}}$)	60
<code>\Virgo</code> ($\text{\textcircled{V}}$)	50
<code>\virgo</code> ($\text{\textcircled{v}}$)	50
<code>\VM</code> ($>$)	60
<code>vntex</code> (package)	9, 13
<code>\vod</code> (v)	12
<code>\voicedh</code> ($\text{\textcircled{v}}$)	12
<code>\vppm</code> (i)	64
<code>\vpppm</code> (i)	64
<code>\VT</code> (σ)	51
<code>\vv</code> ($\text{\textcircled{v}}$)	43
<code>\VvDash</code> ($\text{\textcircled{V}}$)	27
<code>\Vvdash</code> ($\text{\textcircled{V}}$)	28
<code>\Vvdash</code> ($\text{\textcircled{V}}$)	26
<code>\vvert</code> ($\text{\textcircled{V}}$)	39

W

<code>\WashCotton</code> ($\text{\textcircled{W}}$)	62
<code>\WashSynthetics</code> ($\text{\textcircled{W}}$)	62
<code>\WashWool</code> ($\text{\textcircled{W}}$)	62
<code>\wasylzenge</code> ($\text{\textcircled{W}}$)	60
<code>\wasypropto</code> (\propto)	27
<code>wasysym</code> (package)	12, 18–21, 23, 26, 27, 29, 30, 32, 46, 49–52, 55, 56, 60, 68, 83, 84
<code>\wasytherefore</code> (\therefore)	46
<code>\wbetter</code> (\pm)	64
<code>\wdecisive</code> ($+ -$)	64
<code>\weakpt</code> (\times)	64
<code>\WeakRain</code> ($\text{\textcircled{W}}$)	62
<code>\WeakRainCloud</code> ($\text{\textcircled{W}}$)	62
<code>weather symbols</code>	62
<code>\Wecker</code> ()	63
<code>\wedge</code> (\wedge)	22
<code>\wedge</code> (\wedge)	20
<code>Weierstrass φ function</code>	<i>see</i> <code>\wp</code>
<code>\Wheelchair</code> ()	58
<code>\whistle</code> ()	15
<code>\widearrow</code> ($\text{\textcircled{W}}$)	43
<code>\widebar</code> ($\text{\textcircled{W}}$)	43
<code>\widecheck</code> ($\text{\textcircled{W}}$)	43
<code>\widehat</code> ($\text{\textcircled{W}}$)	41
<code>\wideparen</code> ($\text{\textcircled{W}}$)	43
<code>\wideparen</code> ($\text{\textcircled{W}}$)	42
<code>\widering</code> ($\text{\textcircled{W}}$)	43
<code>\widering</code> ($\text{\textcircled{W}}$)	42
<code>\widetilde</code> ($\text{\textcircled{W}}$)	41, 44
<code>\widetriangle</code> ($\text{\textcircled{W}}$)	42
<code>\wind</code>	62
<code>Windows</code>	80
<code>\with</code> ($\text{\textcircled{W}}$)	64
<code>\withattack</code> ($\text{\textcircled{W}}$)	64
<code>\withidea</code> ($\text{\textcircled{W}}$)	64
<code>\withinit</code> ($\text{\textcircled{W}}$)	64
<code>\without</code> ($\text{\textcircled{W}}$)	64
<code>\Womanface</code> ()	62
<code>won</code>	<i>see</i> <code>\textwon</code>
<code>\wp</code> (\wp)	36
<code>\wr</code> (\wr)	20
<code>wreath product</code>	<i>see</i> <code>\wr</code>
<code>\Writinghand</code> ()	58
<code>wsuipa</code> (package)	12, 15, 17, 68, 69, 72, 73, 83, 84
<code>\wupperhand</code> (\pm)	64

X

<code>\x</code> ($\text{\textcircled{X}}$)	64
<code>\XBox</code> ($\text{\textcircled{X}}$)	55
<code>Xdvi</code>	69
<code>\xhookleftarrow</code> ($\text{\textcircled{X}}$)	42

